



OPTIMAX-ROTO Compact Air Handling Units

OPTIMAX-ROTO is a range of **energy efficient compact air handling units** that incorporating the latest thermal and ventilation technology. The units consist of a base section, a water or DX cooling coil section, and a section for sound attenuators. **The high-efficiency rotary** heat exchanger enables heat energy to be recovered from the extract air with up to **90% efficiency**. Additionally, the **high-efficiency fans with EC** motors are used to minimise power consumption. The double-skin panels are **50mm** thick and insulated with **mineral wool** to reduce heat loss to the environment. They also provide excellent acoustic insulation for the working fans. The **OPTIMAX-CROSS** air handling units come **fully pre-wired** with a built-in, pre-configured control panel installed in a basic section. Additionally, air shut-off dampers are fitted inside the basic section to the intake and discharge.

OPTIMAX-ROTO-0

DIMENSIONS




Dimensions									
B [mm]	HB [mm]	LB [mm]	BW [mm]	HW [mm]	LC [mm]	LF [mm]	HP [mm]	LT [mm]	LBM* [mm]
700	700	1600	600	250	600	800	100	800	1600

LBM* refers to the base section with mixing chamber. All dimensions are in [mm].
The standard version of the AHU can be modified in terms of the materials used after consultation with our technical department.
The extent of the modifications must be approved at the quotation stage.

OPTIMAX-ROTO-5

DIMENSIONS



Dimensions									
B [mm]	HB [mm]	LB [mm]	BW [mm]	HW [mm]	LC [mm]	LF [mm]	HP [mm]	LT [mm]	LBM* [mm]
900	800	1600	800	300	600	800	100	800	1600

LBM* refers to the base section with mixing chamber. All dimensions are in [mm].
The standard version of the AHU can be modified in terms of the materials used after consultation with our technical department.
The extent of the modifications must be approved at the quotation stage.

OPTIMAX-ROTO-10

DIMENSIONS




Dimensions									
B [mm]	HB [mm]	LB [mm]	BW [mm]	HW [mm]	LC [mm]	LF [mm]	HP [mm]	LT [mm]	LBM* [mm]
900	900	1800	800	350	600	800	100	800	2000

LBM* refers to the base section with mixing chamber. All dimensions are in [mm].
The standard version of the AHU can be modified in terms of the materials used after consultation with our technical department.
The extent of the modifications must be approved at the quotation stage.

OPTIMAX-ROTO-10-M

DIMENSIONS



Dimensions									
B [mm]	HB [mm]	LB [mm]	BW [mm]	HW [mm]	LC [mm]	LF [mm]	HP [mm]	LT [mm]	LBM* [mm]
900	900	1800	800	350	600	800	100	800	2000

LBM* refers to the base section with mixing chamber. All dimensions are in [mm].
The standard version of the AHU can be modified in terms of the materials used after consultation with our technical department.
The extent of the modifications must be approved at the quotation stage.

OPTIMAX-ROTO-20

DIMENSIONS



Dimensions									
B [mm]	HB [mm]	LB [mm]	BW [mm]	HW [mm]	LC [mm]	LF [mm]	HP [mm]	LT [mm]	LBM* [mm]
1200	1200	1900	1100	500	600	800	100	800	2000


LBM* refers to the base section with mixing chamber. All dimensions are in [mm].

The standard version of the AHU can be modified in terms of the materials used after consultation with our technical department.

The extent of the modifications must be approved at the quotation stage.

OPTIMAX-ROTO-20-M

DIMENSIONS




Dimensions									
B [mm]	HB [mm]	LB [mm]	BW [mm]	HW [mm]	LC [mm]	LF [mm]	HP [mm]	LT [mm]	LBM* [mm]
1200	1200	1900	1100	500	600	800	100	800	2000

LBM* refers to the base section with mixing chamber. All dimensions are in [mm].
The standard version of the AHU can be modified in terms of the materials used after consultation with our technical department.
The extent of the modifications must be approved at the quotation stage.

OPTIMAX-ROTO-30

DIMENSIONS




Dimensions									
B [mm]	HB [mm]	LB [mm]	BW [mm]	HW [mm]	LC [mm]	LF [mm]	HP [mm]	LT [mm]	LBM* [mm]
1500	1500	2200	1400	650	600	800	100	800	2250

LBM* refers to the base section with mixing chamber. All dimensions are in [mm].
The standard version of the AHU can be modified in terms of the materials used after consultation with our technical department.
The extent of the modifications must be approved at the quotation stage.

OPTIMAX-ROTO-30-M

DIMENSIONS



Dimensions									
B [mm]	HB [mm]	LB [mm]	BW [mm]	HW [mm]	LC [mm]	LF [mm]	HP [mm]	LT [mm]	LBM* [mm]
1500	1500	2200	1400	650	600	800	100	800	2250

LBM* refers to the base section with mixing chamber. All dimensions are in [mm].
The standard version of the AHU can be modified in terms of the materials used after consultation with our technical department.
The extent of the modifications must be approved at the quotation stage.

OPTIMAX-ROTO-40

DIMENSIONS



Dimensions									
B [mm]	HB [mm]	LB [mm]	BW [mm]	HW [mm]	LC [mm]	LF [mm]	HP [mm]	LT [mm]	LBM* [mm]
1800	1800	2500	1700	800	600	800	120	800	2550

LBM* refers to the base section with mixing chamber. All dimensions are in [mm].
The standard version of the AHU can be modified in terms of the materials used after consultation with our technical department.
The extent of the modifications must be approved at the quotation stage.

OPTIMAX-ROTO-40-M

DIMENSIONS



Dimensions									
B [mm]	HB [mm]	LB [mm]	BW [mm]	HW [mm]	LC [mm]	LF [mm]	HP [mm]	LT [mm]	LBM* [mm]
1800	1800	2500	1700	800	600	800	120	800	2550

LBM* refers to the base section with mixing chamber. All dimensions are in [mm].

The standard version of the AHU can be modified in terms of the materials used after consultation with our technical department.

The extent of the modifications must be approved at the quotation stage.

OPTIMAX-ROTO-50

DIMENSIONS




Dimensions									
B [mm]	HB [mm]	LB [mm]	BW [mm]	HW [mm]	LC [mm]	LF [mm]	HP [mm]	LT [mm]	LBM* [mm]
2100	2100	2700	2000	950	600	800	120	800	2700

LBM* refers to the base section with mixing chamber. All dimensions are in [mm].
The standard version of the AHU can be modified in terms of the materials used after consultation with our technical department.
The extent of the modifications must be approved at the quotation stage.

OPTIMAX-ROTO-50-M

DIMENSIONS



Dimensions									
B [mm]	HB [mm]	LB [mm]	BW [mm]	HW [mm]	LC [mm]	LF [mm]	HP [mm]	LT [mm]	LBM* [mm]
2100	2100	2700	2000	950	600	800	120	800	2700

LBM* refers to the base section with mixing chamber. All dimensions are in [mm].
The standard version of the AHU can be modified in terms of the materials used after consultation with our technical department.
The extent of the modifications must be approved at the quotation stage.