



KWC Duct Water Heaters

The duct heat exchangers KWC are intended for the air heating and cooling in the ventilation and air-conditioning systems. The housings allow the heat exchangers to be connected to the round ducts.

PRODUCT DESCRIPTION

The series of the KWC heat exchangers suitable for the airflows within 250-2000m³/h. The housings of the heat exchangers are adapted for the installation in the round ventilation ducts with the diameter of 160-355mm. In CF and CLF heat exchanger types droplet eliminator and drain gutter are installed inside the housing. The heaters and coolers are made of copper pipes and aluminium with spacing of 2; 2,4 or 3mm. The terminal connections have internal thread

WORKING CONDITIONS

The heaters (NLW heat exchanger type) can be supplied with water with the temperature of 150OC and the operation pressure of up to 1,5MPa. The coolers can be supplied with ice water, glycol (CLW heat exchanger type) or freon (CF heat exchanger type). The maximum operation pressure for the freon coolers is 2,4MPa.

KWC-160-CLW-21X24/III

DIMENSIONS



Connection diameter [mm]	160
Air amount [m³/h]	250
Exchanger rows number	III
Cooling power [kW]	1,7
Air flow resistance [Pa]	30
Water flow resistance [kPa]	8

KWC-160-CLW-21X24/IV

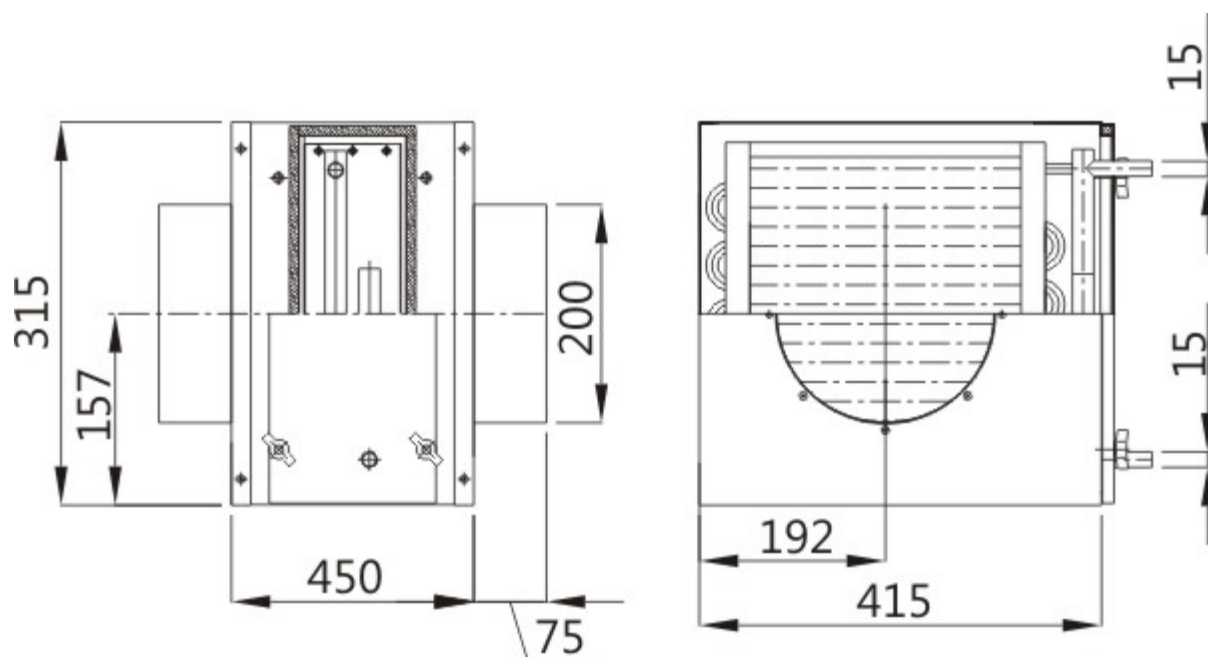
DIMENSIONS



Connection diameter [mm]	160
Air amount [m³/h]	250
Exchanger rows number	IV
Cooling power [kW]	1,9
Air flow resistance [Pa]	43
Water flow resistance [kPa]	12

KWC-200-CLW-28X24/III

DIMENSIONS



Średnica przyłącza [mm]	200
Connection diameter [mm]	500
Air amount [m³/h]	III
Exchanger rows number	3,0
Cooling power [kW]	51
Air flow resistance [Pa]	10
Water flow resistance [kPa]	

KWC-200-CLW-28X24/IV

DIMENSIONS



Connection diameter [mm]	200
Air amount [m³/h]	500
Exchanger rows number	IV
Cooling power [kW]	3,7
Air flow resistance [Pa]	70
Water flow resistance [kPa]	23

KWC-225-CLW-28X32/III

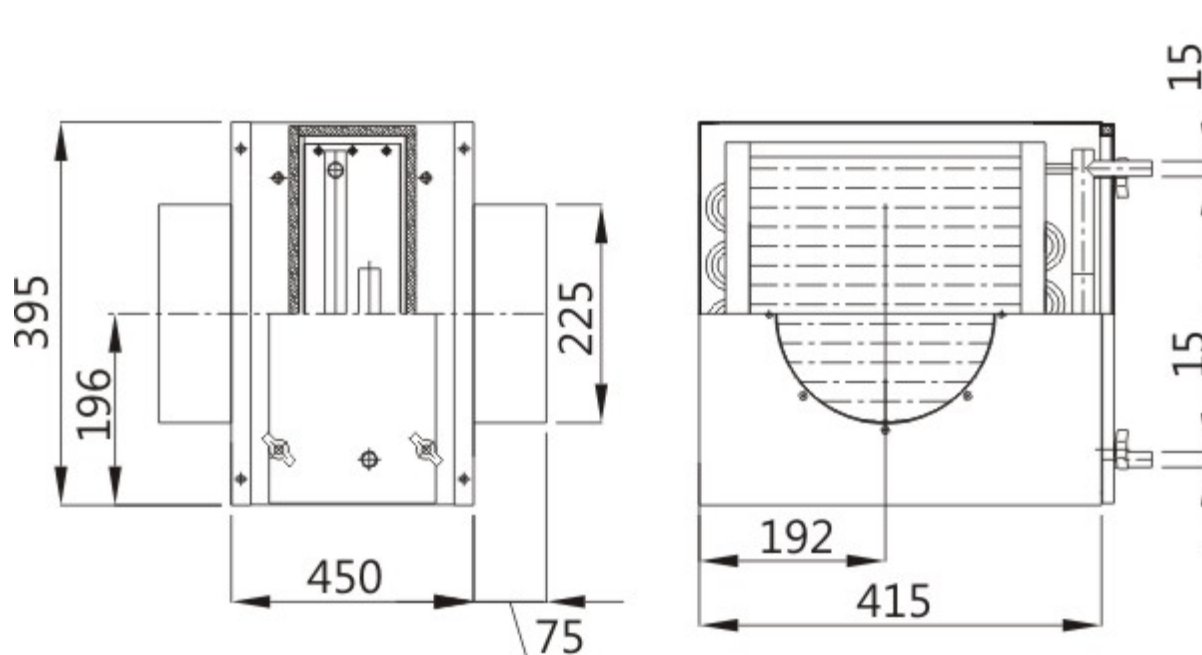
DIMENSIONS



Connection diameter [mm]	225
Air amount [m³/h]	750
Exchanger rows number	III
Cooling power [kW]	4,3
Air flow resistance [Pa]	60
Water flow resistance [kPa]	9

KWC-225-CLW-28X32/IV

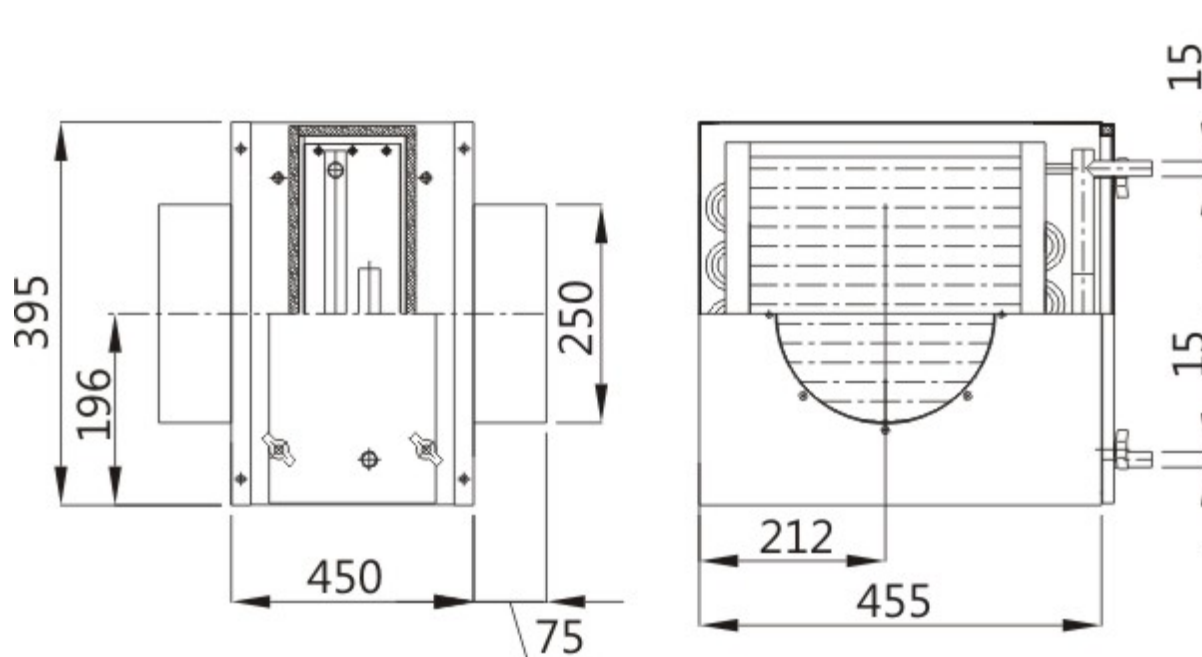
DIMENSIONS



Connection diameter [mm]	225
Air amount [m³/h]	750
Exchanger rows number	IV
Cooling power [kW]	5,1
Air flow resistance [Pa]	80
Water flow resistance [kPa]	12

KWC-250-CLW-32X32/III

DIMENSIONS



Connection diameter [mm]	250
Air amount [m³/h]	1000
Exchanger rows number	III
Cooling power [kW]	5,9
Air flow resistance [Pa]	65
Water flow resistance [kPa]	16

KWC-250-CLW-32X32/IV

DIMENSIONS



Connection diameter [mm]	250
Air amount [m³/h]	1000
Exchanger rows number	IV
Cooling power [kW]	6,5
Air flow resistance [Pa]	90
Water flow resistance [kPa]	19

KWC-315-CLW-36X40/III

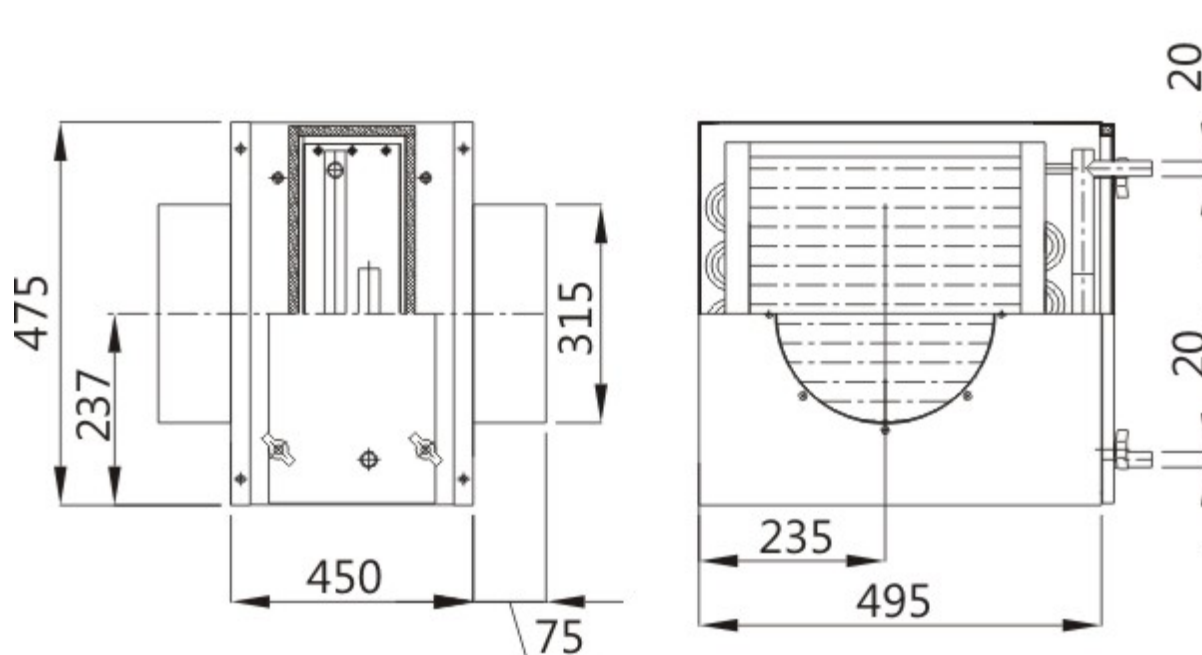
DIMENSIONS



Connection diameter [mm]	315
Air amount [m³/h]	1500
Exchanger rows number	III
Cooling power [kW]	8,8
Air flow resistance [Pa]	71
Water flow resistance [kPa]	16

KWC-315-CLW-36X40/IV

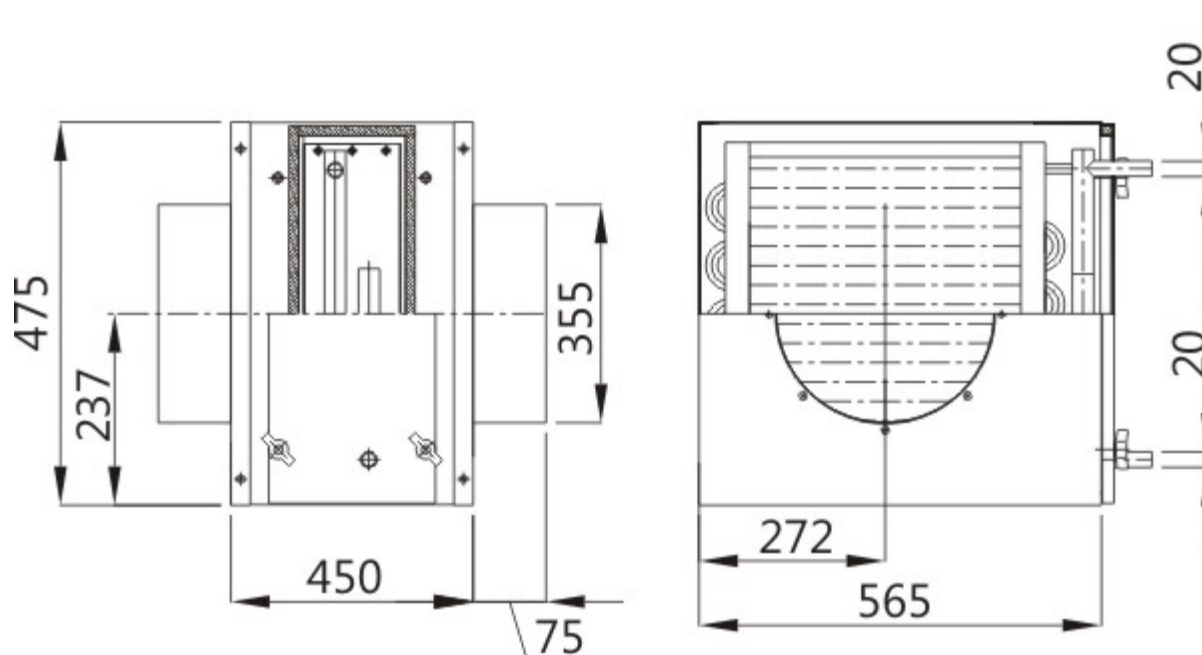
DIMENSIONS



Connection diameter [mm]	315
Air amount [m³/h]	1500
Exchanger rows number	IV
Cooling power [kW]	9,6
Air flow resistance [Pa]	95
Water flow resistance [kPa]	21

KWC-355-CLW-43X40/III

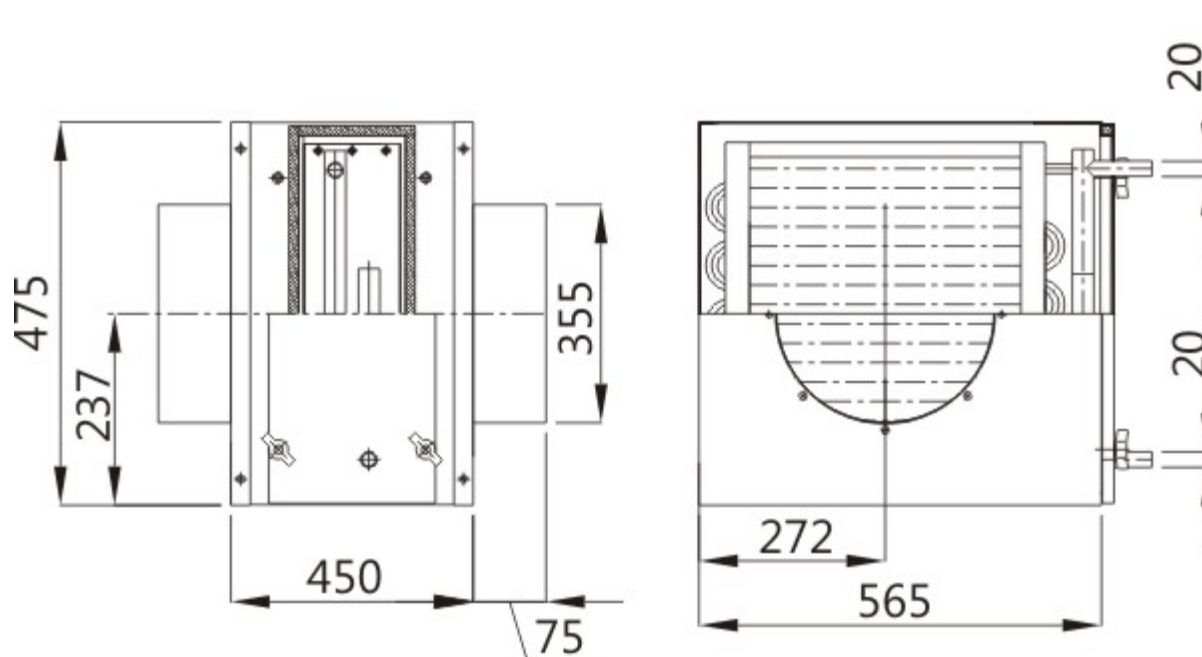
DIMENSIONS



Connection diameter [mm]	355
Air amount [m³/h]	2000
Exchanger rows number	III
Cooling power [kW]	11,5
Air flow resistance [Pa]	105
Water flow resistance [kPa]	19

KWC-355-CLW-43X40/IV

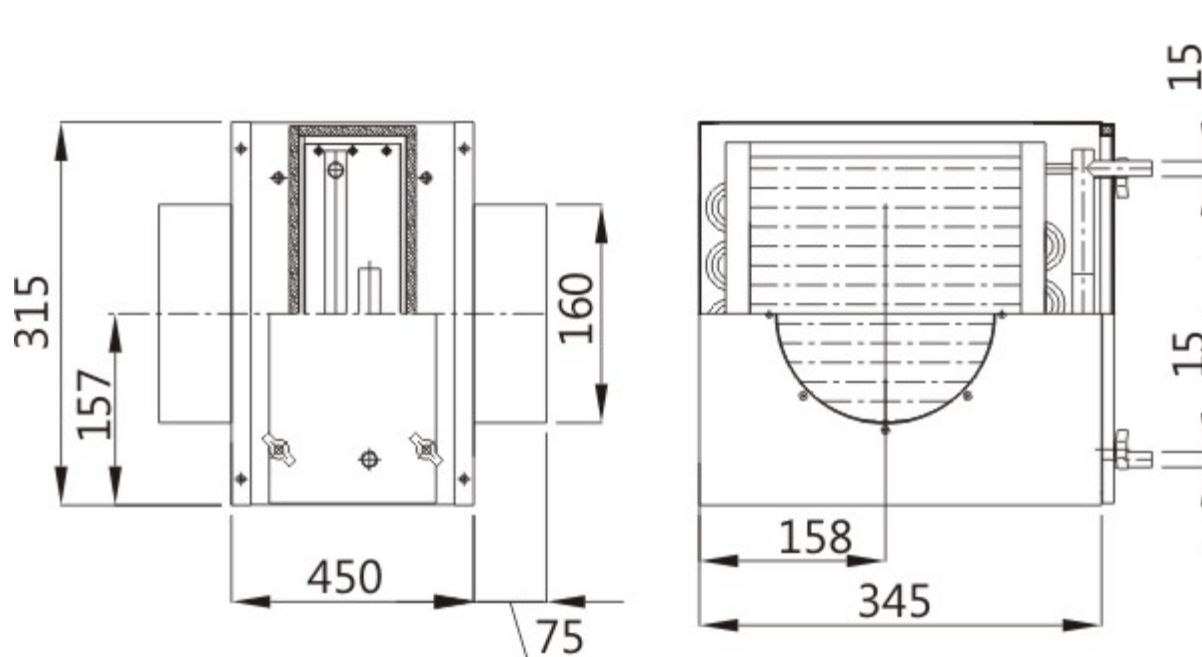
DIMENSIONS



Connection diameter [mm]	355
Air amount [m³/h]	2000
Exchanger rows number	IV
Cooling power [kW]	12,8
Air flow resistance [Pa]	124
Water flow resistance [kPa]	24

KWC-160-CF-21X24/II

DIMENSIONS



Connection diameter [mm]	160
Air amount [m³/h]	250
Exchanger rows number	II
Cooling power [kW]	1,2
Air flow resistance [Pa]	25

KWC-200-CF-28X24/II

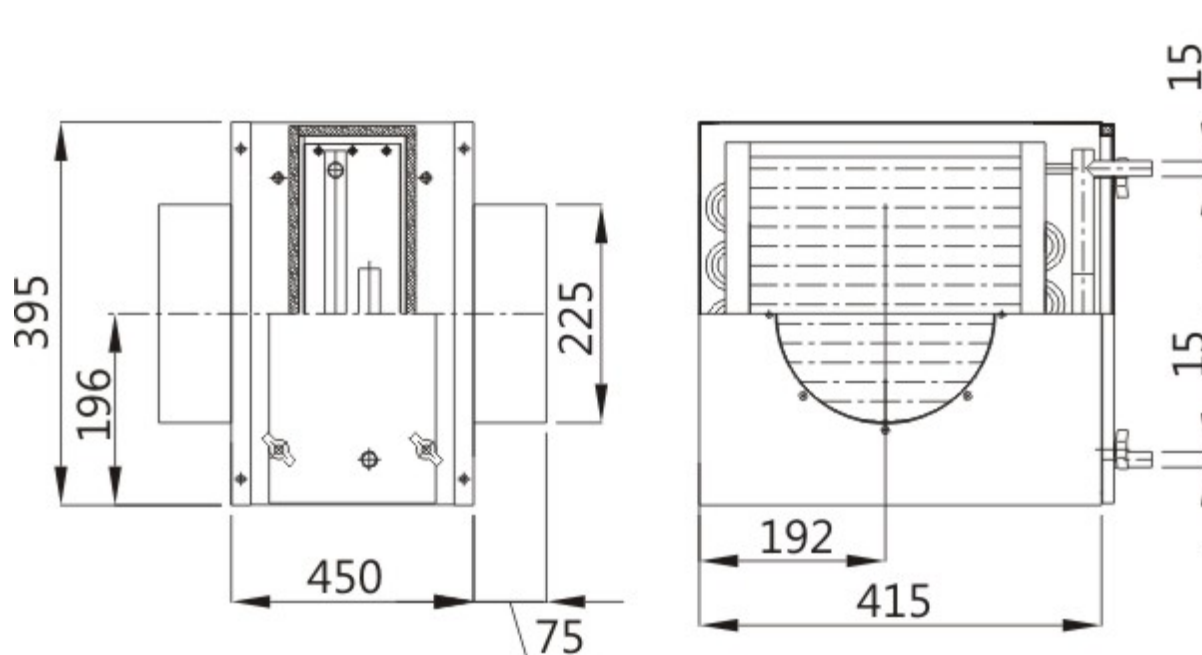
DIMENSIONS



Connection diameter [mm]	200
Air amount [m³/h]	500
Exchanger rows number	II
Cooling power [kW]	2,1
Air flow resistance [Pa]	32

KWC-225-CF-28X32/II

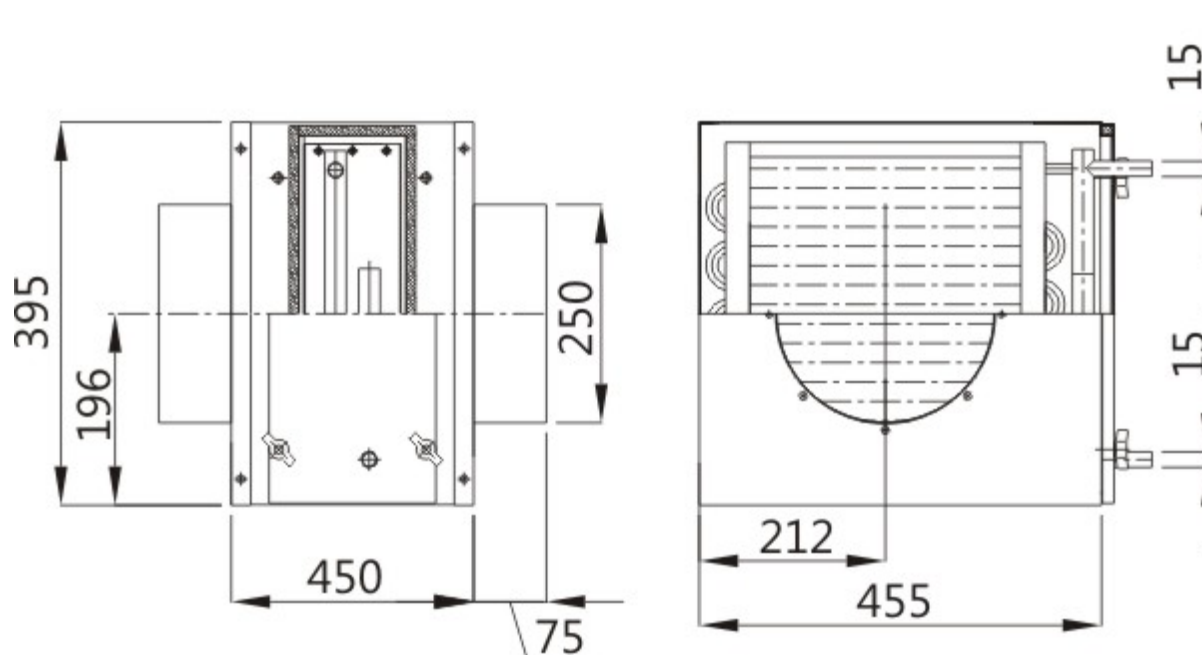
DIMENSIONS



Connection diameter [mm]	225
Air amount [m³/h]	750
Exchanger rows number	II
Cooling power [kW]	3,2
Air flow resistance [Pa]	52

KWC-250-CF-32X32/II

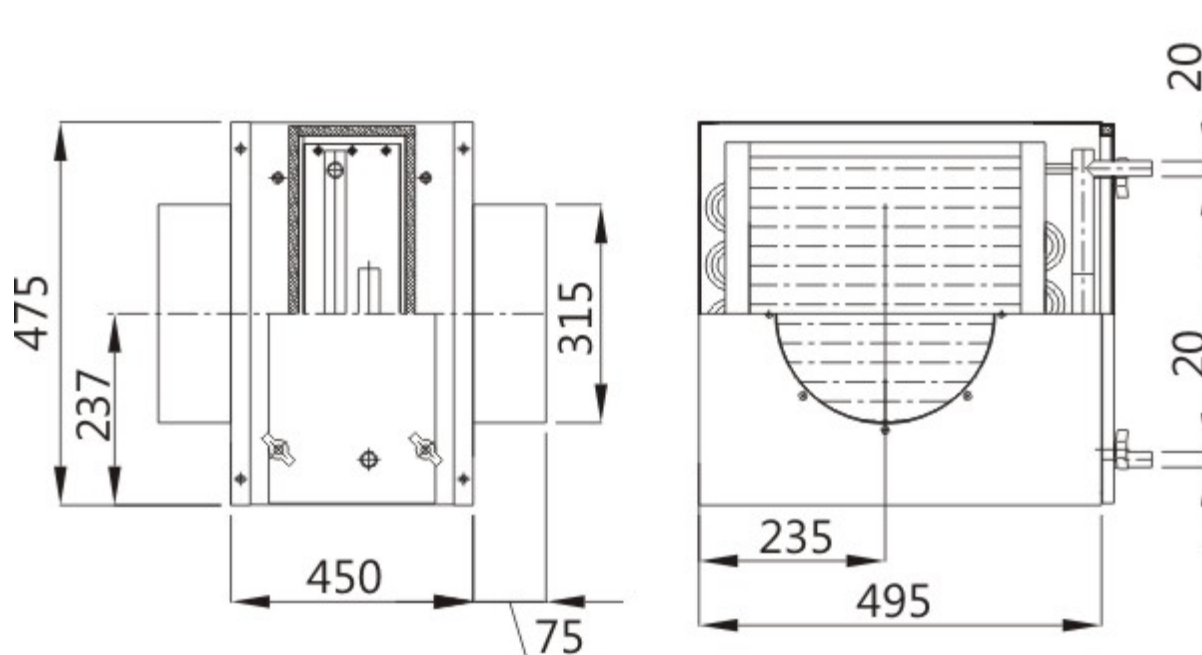
DIMENSIONS



Connection diameter [mm]	250
Air amount [m³/h]	1000
Exchanger rows number	II
Cooling power [kW]	4,2
Air flow resistance [Pa]	72

KWC-315-CF-36X40/III

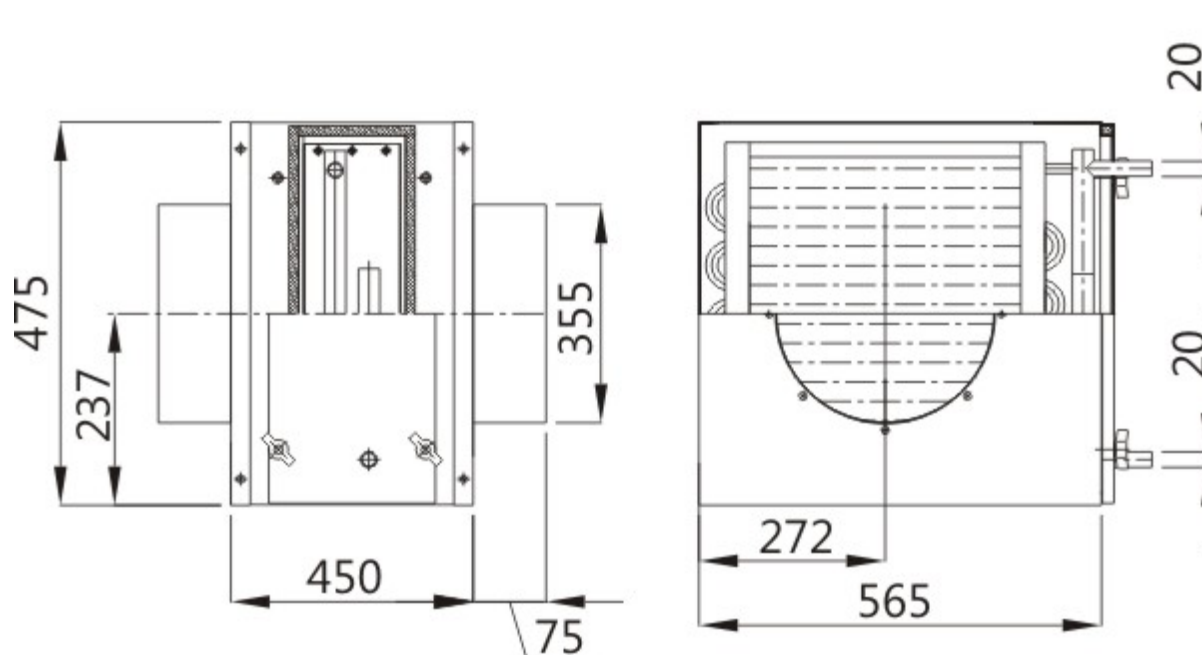
DIMENSIONS



Connection diameter [mm]	315
Air amount [m³/h]	1500
Exchanger rows number	III
Cooling power [kW]	5,6
Air flow resistance [Pa]	105

KWC-355-CF-43X40/III

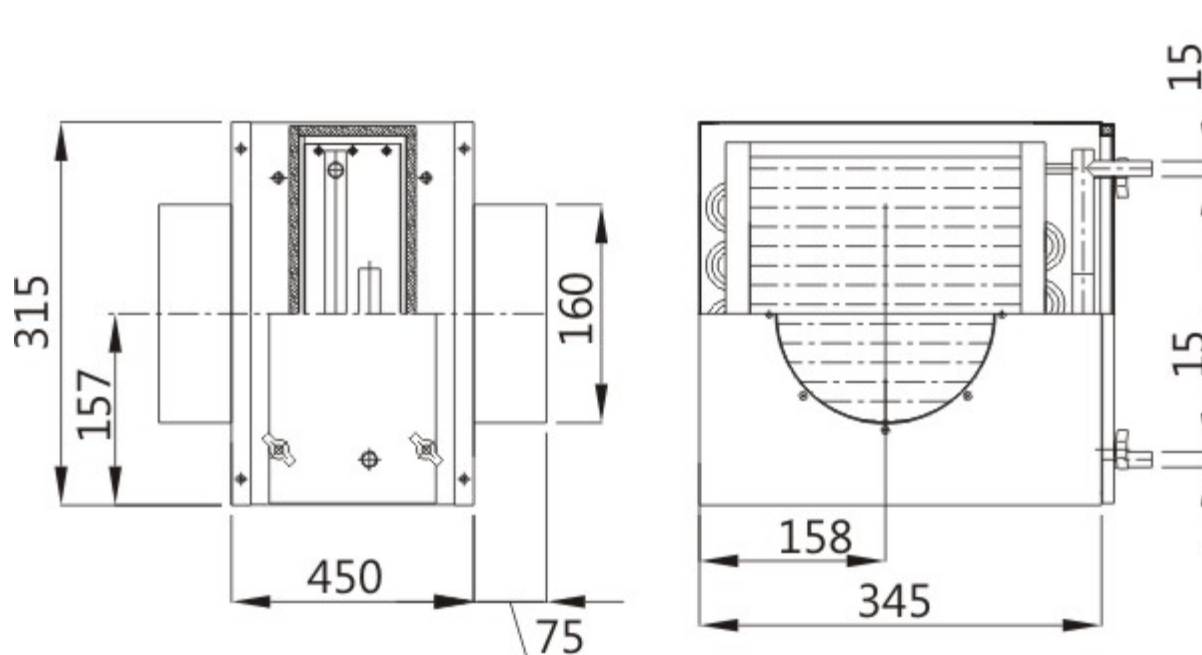
DIMENSIONS



Connection diameter [mm]	355
Air amount [m³/h]	2000
Exchanger rows number	III
Cooling power [kW]	7,8
Air flow resistance [Pa]	132

KWC-160-NLW-21X24/II

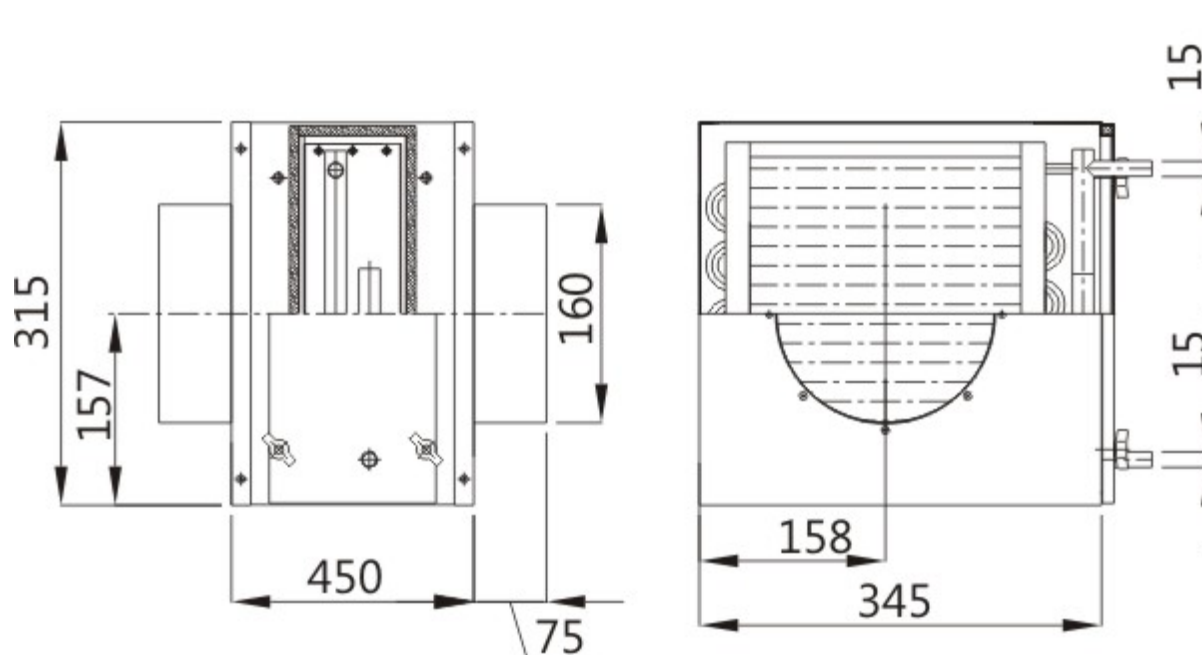
DIMENSIONS



Connection diameter [mm]	160
Air amount [m³/h]	250
Exchanger rows number	II
Cooling power [kW]	2,4
Air flow resistance [Pa]	20
Water flow resistance [kPa]	2,2

KWC-160-NLW-21X24/III

DIMENSIONS



Connection diameter [mm]	160
Air amount [m³/h]	250
Exchanger rows number	III
Cooling power [kW]	3,7
Air flow resistance [Pa]	26
Water flow resistance [kPa]	2,7

KWC-200-NLW-28X24/II

DIMENSIONS



Connection diameter [mm]	200
Air amount [m³/h]	500
Exchanger rows number	II
Cooling power [kW]	4,3
Air flow resistance [Pa]	22
Water flow resistance [kPa]	2,6

KWC-200-NLW-28X24/III

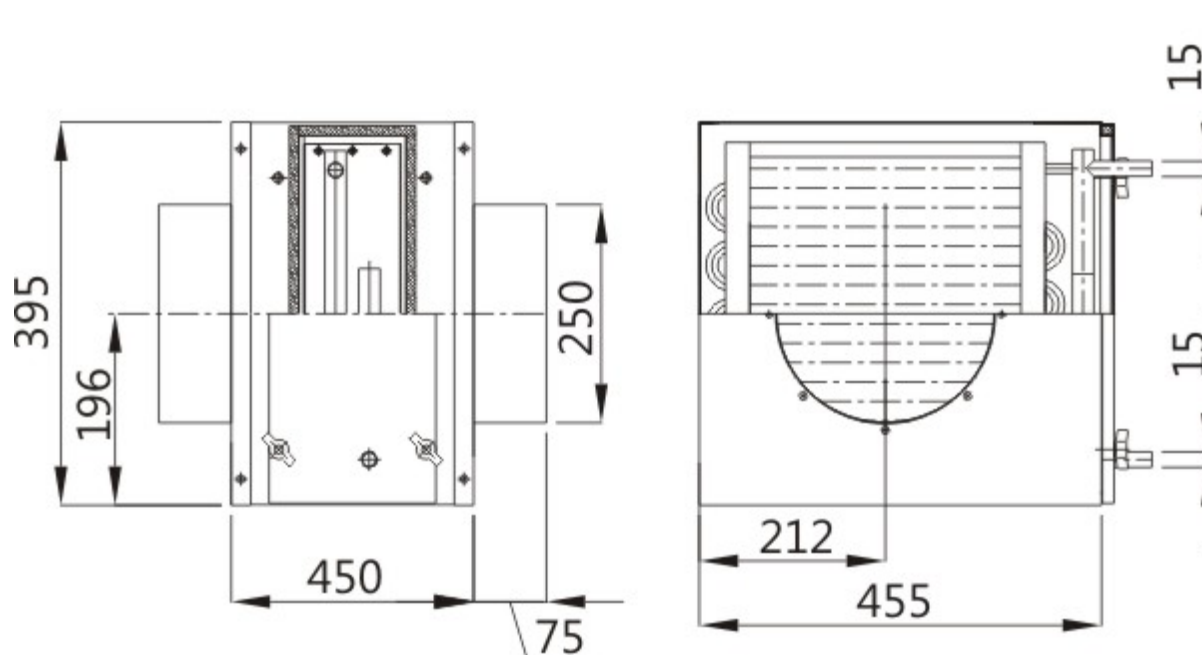
DIMENSIONS



Connection diameter [mm]	200
Air amount [m³/h]	500
Exchanger rows number	III
Cooling power [kW]	5,7
Air flow resistance [Pa]	30
Water flow resistance [kPa]	5,0

KWC-250-NLW-32X32/II

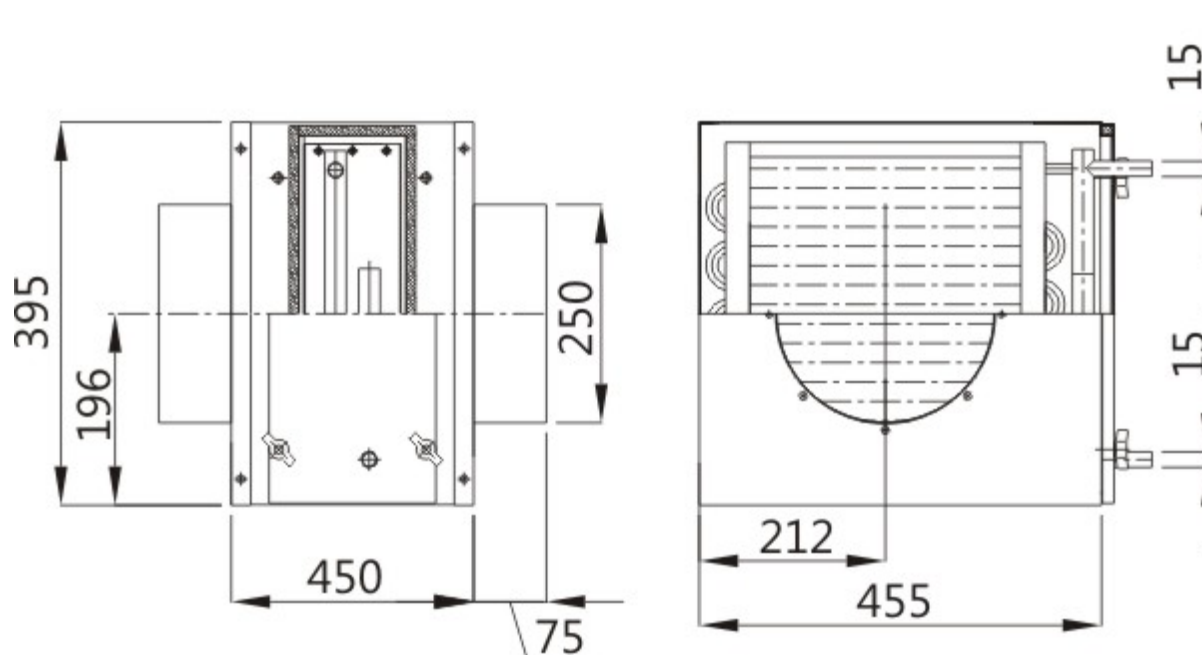
DIMENSIONS



Connection diameter [mm]	250
Air amount [m³/h]	1000
Exchanger rows number	II
Cooling power [kW]	7,9
Air flow resistance [Pa]	40
Water flow resistance [kPa]	7

KWC-250-NLW-32X32/III

DIMENSIONS



Connection diameter [mm]	250
Air amount [m³/h]	1000
Exchanger rows number	III
Cooling power [kW]	12,9
Air flow resistance [Pa]	61
Water flow resistance [kPa]	11

KWC-225-NLW-28X32/II

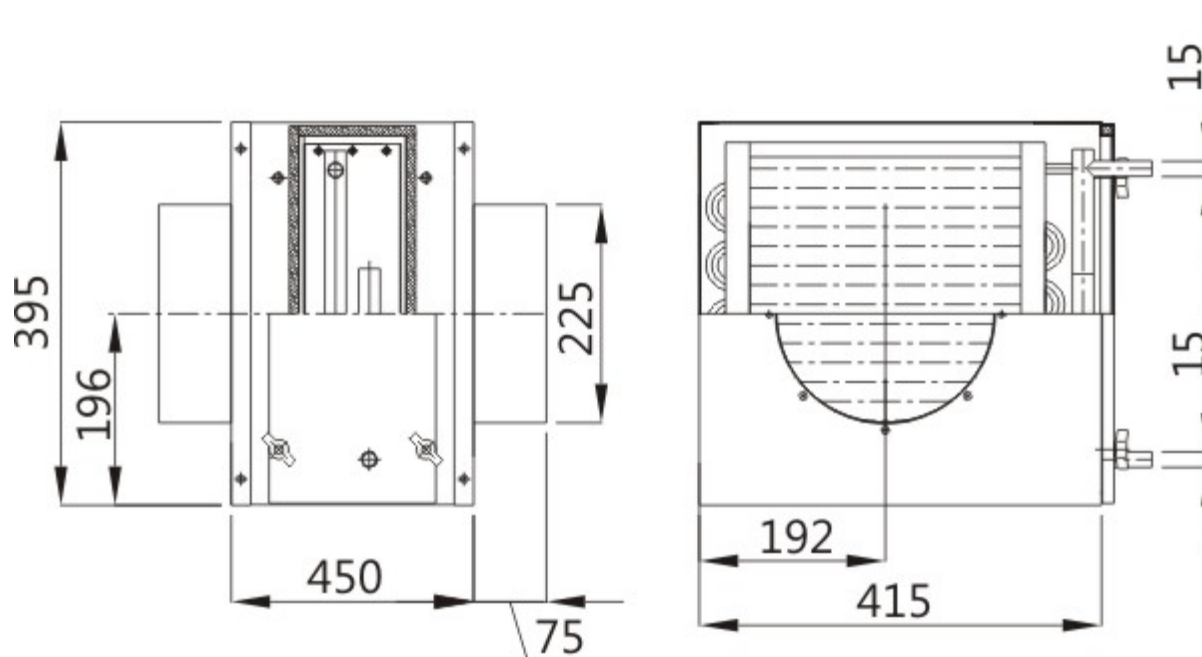
DIMENSIONS



Connection diameter [mm]	225
Air amount [m³/h]	750
Exchanger rows number	II
Cooling power [kW]	6,2
Air flow resistance [Pa]	31
Water flow resistance [kPa]	4

KWC-225-NLW-28X32/III

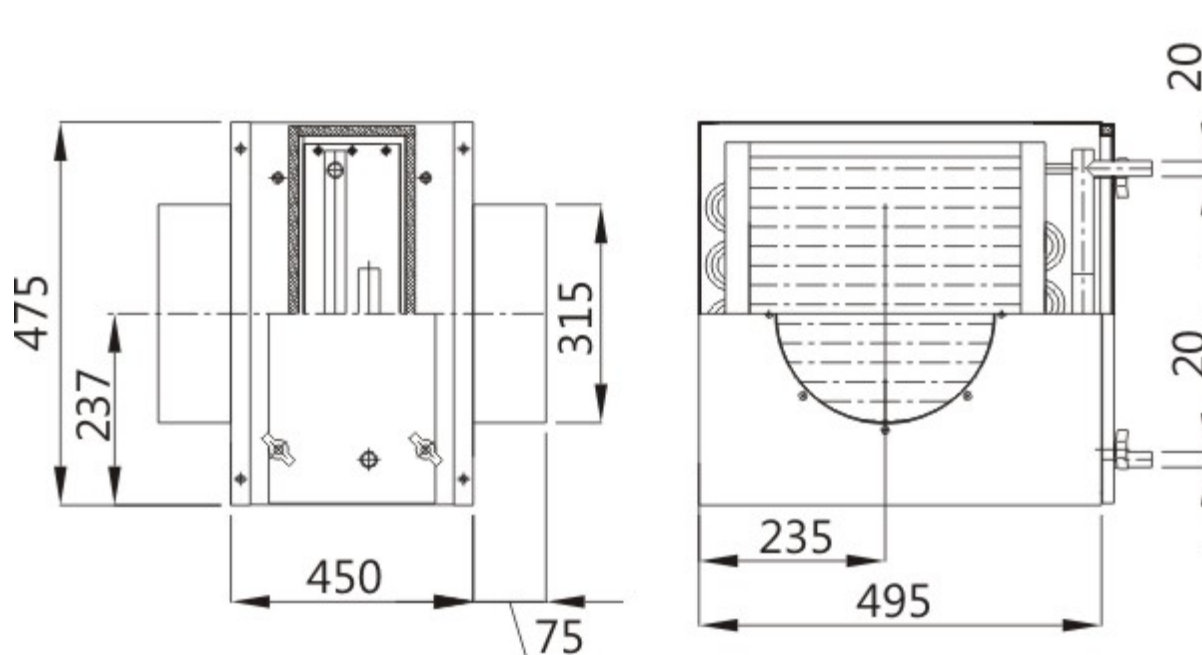
DIMENSIONS



Connection diameter [mm]	225
Air amount [m³/h]	750
Exchanger rows number	III
Cooling power [kW]	9,4
Air flow resistance [Pa]	45
Water flow resistance [kPa]	10

KWC-315-NLW-36X40/II

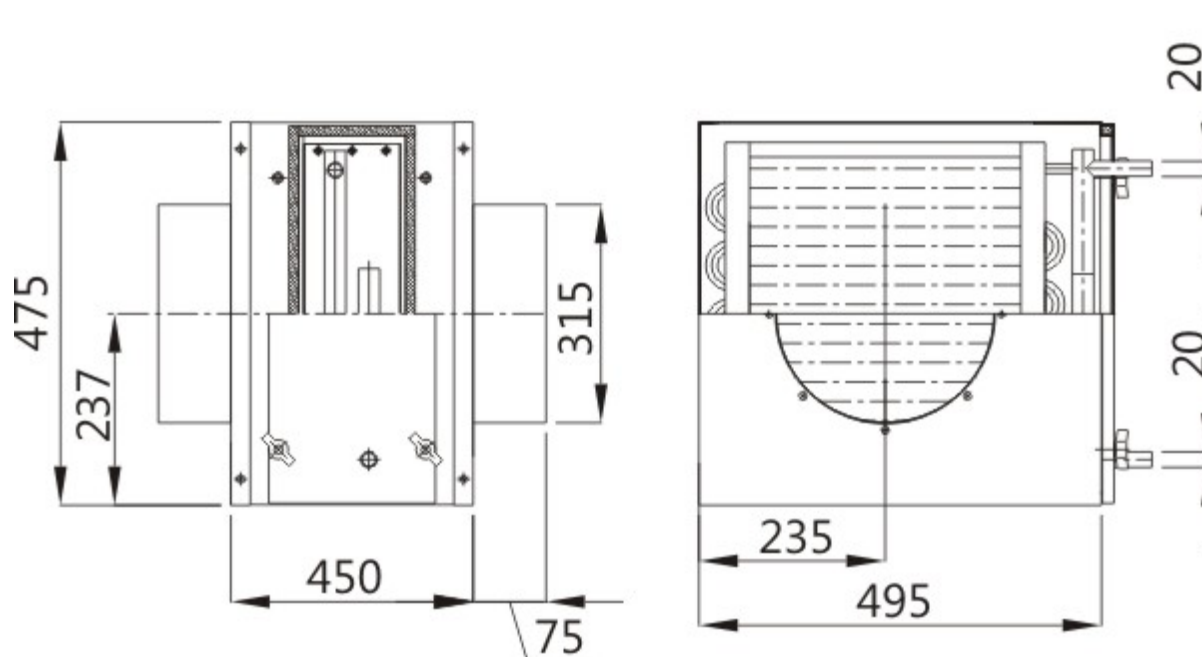
DIMENSIONS



Connection diameter [mm]	315
Air amount [m³/h]	1500
Exchanger rows number	II
Cooling power [kW]	12,4
Air flow resistance [Pa]	43
Water flow resistance [kPa]	8

KWC-315-NLW-36X40/III

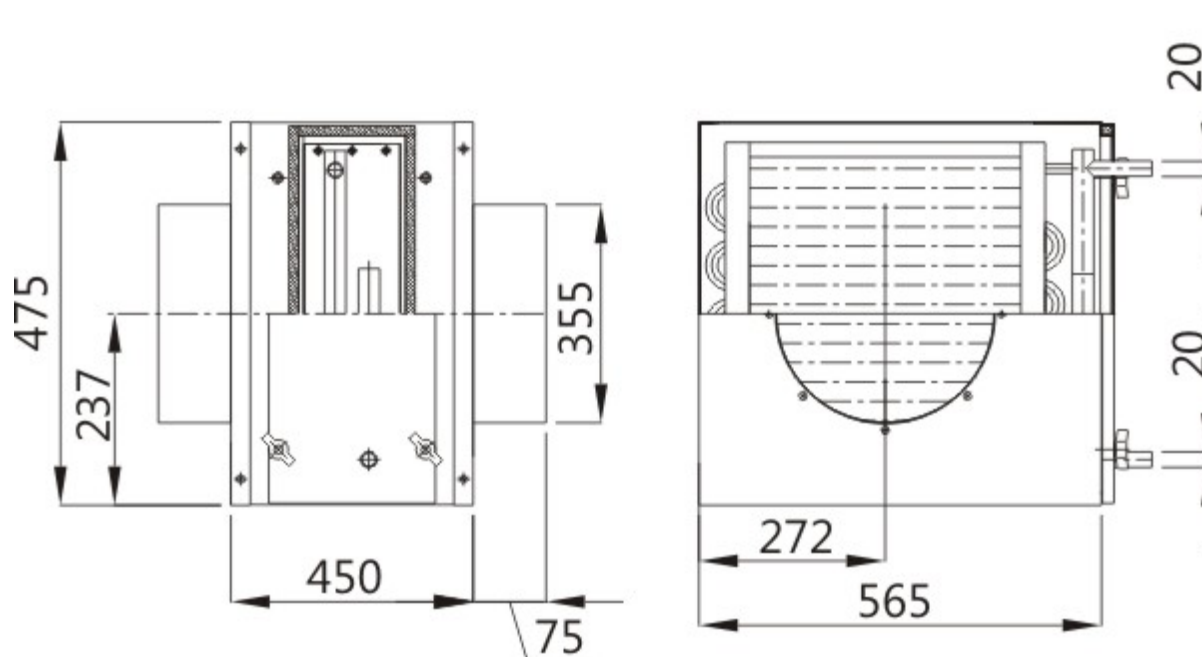
DIMENSIONS



Connection diameter [mm]	315
Air amount [m³/h]	1500
Exchanger rows number	III
Cooling power [kW]	17,9
Air flow resistance [Pa]	63
Water flow resistance [kPa]	11

KWC-355-NLW-43X40/II

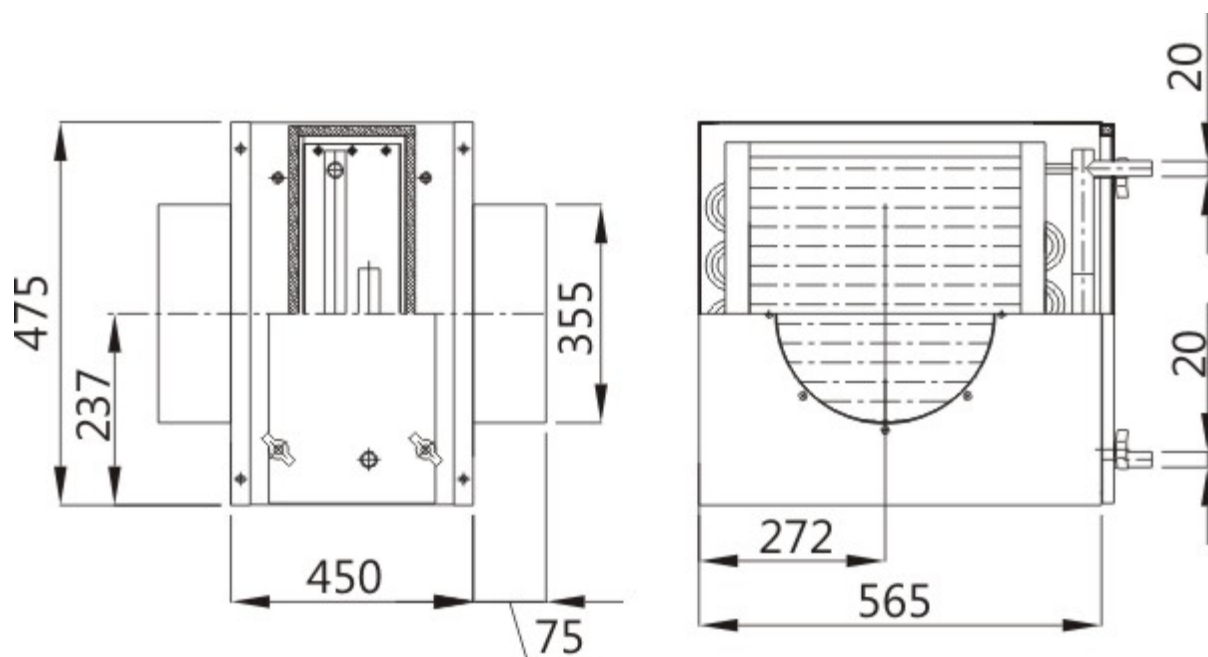
DIMENSIONS



Connection diameter [mm]	355
Air amount [m³/h]	2000
Exchanger rows number	II
Cooling power [kW]	15,9
Air flow resistance [Pa]	51
Water flow resistance [kPa]	20

KWC-355-NLW-43X40/III

DIMENSIONS



Connection diameter [mm]	355
Air amount [m³/h]	2000
Exchanger rows number	III
Cooling power [kW]	23,1
Air flow resistance [Pa]	75
Water flow resistance [kPa]	17