



WKP Duct Fans

The fans are made of galvanized steel sheet, the collars, ensuring integration with particular parts of the assembly of the same size, are made of P-20 profile. Centrifugal rotor with motor placed inside of the rotor, protection level IP 54.

CAPACITY REGULATION

Electronic or transformer fan regulation.

HOUSING

Fan housing is possible in any position but the space for motor service must be provided.

CONNECTION

Connection of the fan with a junction box located on the housing.

WKP-1-T-1230

DIMENSIONS



CHARACTERISTICS:



Three-phase motors	
Voltage [V]	400
Motor power [kW]	0,31
Current [A]	0,51
Revolutions [rpm]	1230

WKP-2-T-1270

DIMENSIONS



CHARACTERISTICS:



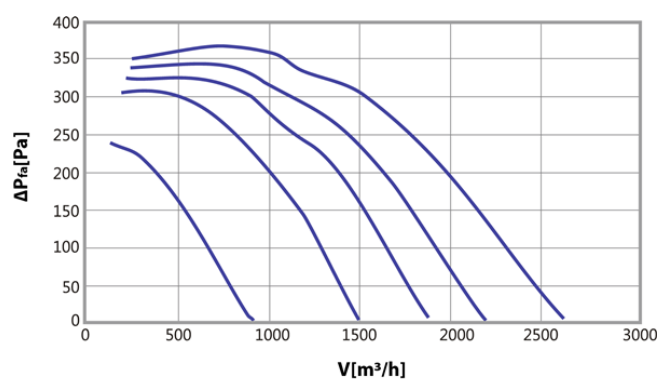
Three-phase motors	
Voltage [V]	400
Motor power [kW]	0,56
Current [A]	0,95
Revolutions [rpm]	1230

WKP-3-T-1380

DIMENSIONS



CHARACTERISTICS:



Three-phase motors	
Voltage [V]	400
Motor power [kW]	0,93
Current [A]	1,9
Revolutions [rpm]	1380

WKP-4-T-1310

DIMENSIONS



CHARACTERISTICS:



Three-phase motors	
Voltage [V]	400
Motor power [kW]	1,5
Current [A]	2,6
Revolutions [rpm]	1310

WKP-5-T-1300

DIMENSIONS



CHARACTERISTICS:



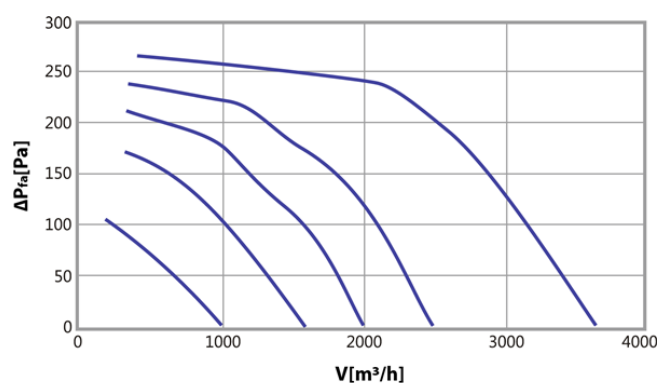
Three-phase motors	
Voltage [V]	400
Motor power [kW]	2,5
Current [A]	4,1
Revolutions [rpm]	1300

WKP-5-T-750

DIMENSIONS



CHARACTERISTICS:



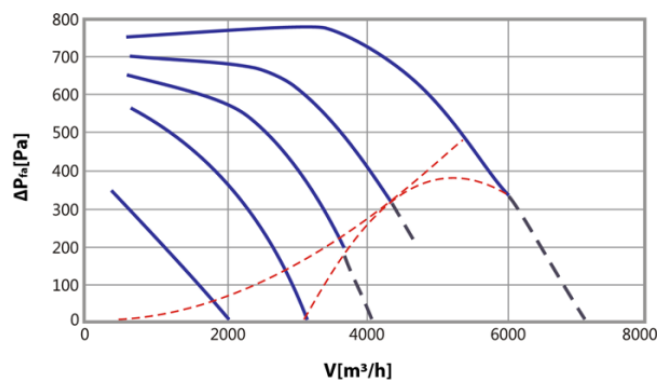
Three-phase motors	
Voltage [V]	400
Motor power [kW]	0,9
Current [A]	1,8
Revolutions [rpm]	750

WKP-6-T-1320

DIMENSIONS



CHARACTERISTICS:



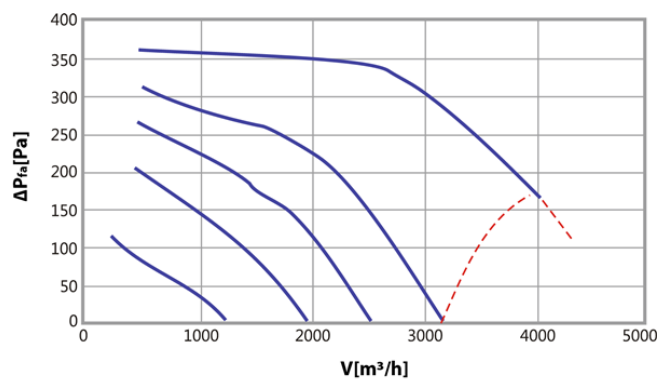
Three-phase motors	
Voltage [V]	400
Motor power [kW]	3,7
Current [A]	6,0
Revolutions [rpm]	1320

WKP-6-T-790

DIMENSIONS



CHARACTERISTICS:



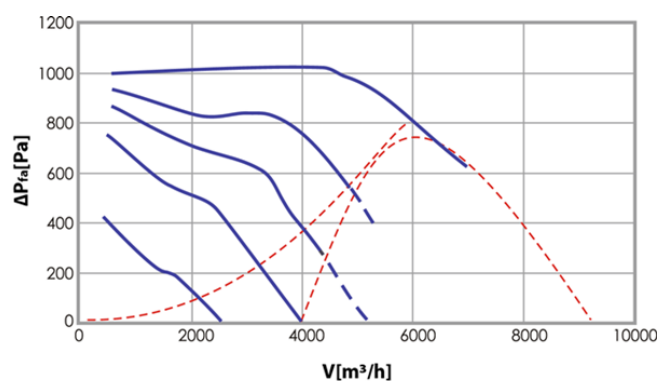
Three-phase motors	
Voltage [V]	400
Motor power [kW]	1,1
Current [A]	2,0
Revolutions [rpm]	790

WKP-7-T-1330

DIMENSIONS



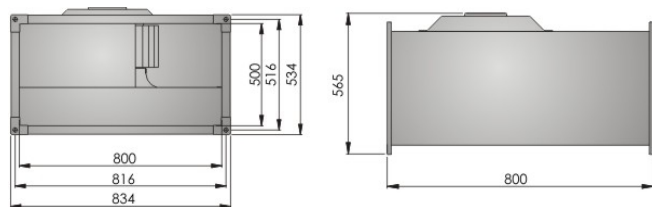
CHARACTERISTICS:



Three-phase motors	
Voltage [V]	400
Motor power [kW]	5,1
Current [A]	8,1
Revolutions [rpm]	1330

WKP-7-T-830

DIMENSIONS



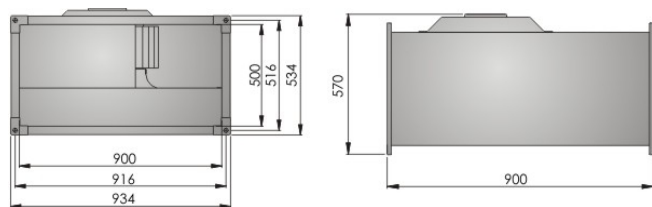
CHARACTERISTICS:



Three-phase motors	
Voltage [V]	400
Motor power [kW]	2,7
Current [A]	4,9
Revolutions [rpm]	830

WKP-8-T-600

DIMENSIONS



CHARACTERISTICS:



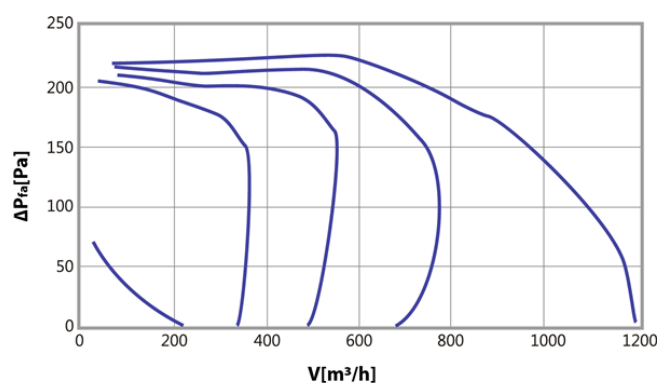
Three-phase motors	
Voltage [V]	400
Motor power [kW]	1,85
Current [A]	3,8
Revolutions [rpm]	600

WKP-1-J-1260

DIMENSIONS



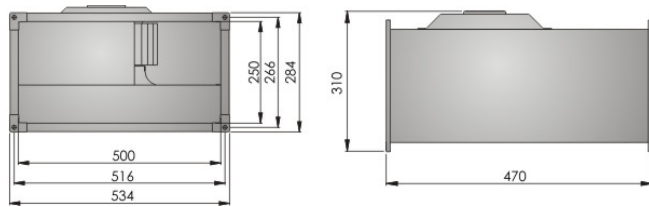
CHARACTERISTICS:



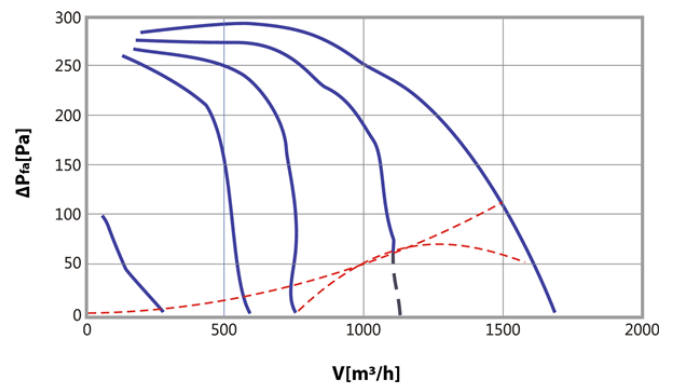
One-phase motors	
Voltage [V]	230
Motor power [kW]	0,29
Current [A]	1,45
Revolutions [rpm]	1260

WKP-2-J-1250

DIMENSIONS



CHARACTERISTICS:



One-phase motors	
Voltage [V]	230
Motor power [kW]	0,51
Current [A]	2,3
Revolutions [rpm]	1250

WKP-3-J-1230

DIMENSIONS



CHARACTERISTICS:



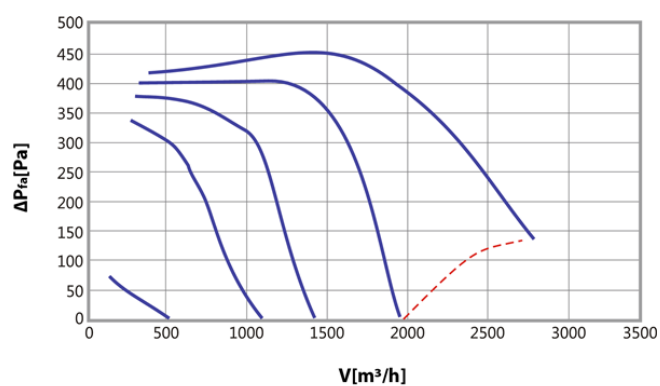
One-phase motors	
Voltage [V]	230
Motor power [kW]	0,78
Current [A]	3,4
Revolutions [rpm]	1230

WKP-4-J-1210

DIMENSIONS



CHARACTERISTICS:



One-phase motors	
Voltage [V]	230
Motor power [kW]	1,15
Current [A]	5,1
Revolutions [rpm]	1210