



## WKP Duct Fans

The fans are made of galvanized steel sheet, the collars, ensuring integration with particular parts of the assembly of the same size, are made of P-20 profile. Centrifugal rotor with motor placed inside of the rotor, protection level IP 54.

### CAPACITY REGULATION

Electronic or transformer fan regulation.

### HOUSING

Fan housing is possible in any position but the space for motor service must be provided.

### CONNECTION

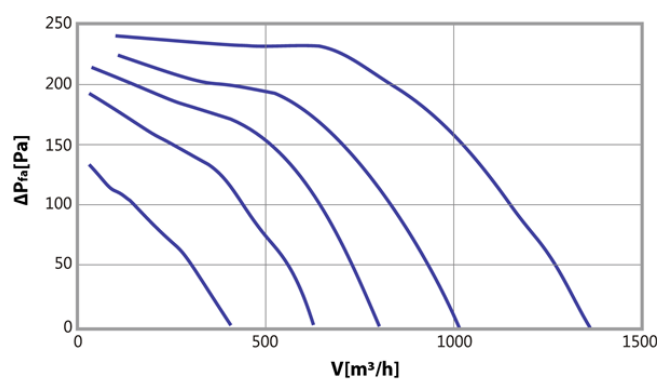
Connection of the fan with a junction box located on the housing.

## WKP-1-T-1230

### DIMENSIONS



### CHARACTERISTICS:



Three-phase motors	
Voltage [V]	400
Motor power [kW]	0,31
Current [A]	0,51
Revolutions [rpm]	1230

## WKP-2-T-1270

### DIMENSIONS



### CHARACTERISTICS:



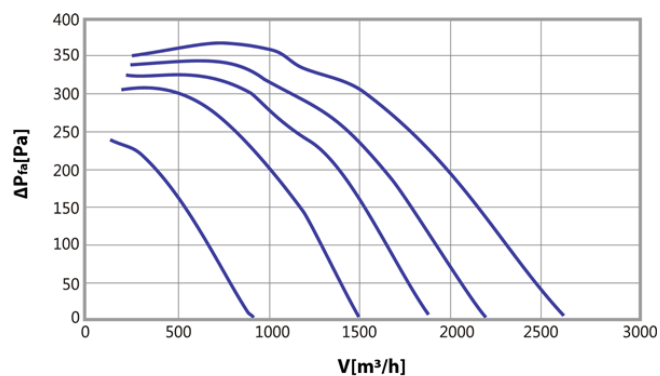
Three-phase motors	
Voltage [V]	400
Motor power [kW]	0,56
Current [A]	0,95
Revolutions [rpm]	1230

## WKP-3-T-1380

### DIMENSIONS



### CHARACTERISTICS:



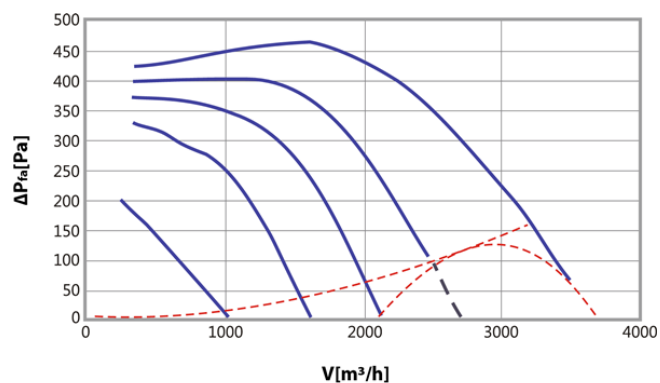
Three-phase motors	
Voltage [V]	400
Motor power [kW]	0,93
Current [A]	1,9
Revolutions [rpm]	1380

## WKP-4-T-1310

### DIMENSIONS



### CHARACTERISTICS:



Three-phase motors	
Voltage [V]	400
Motor power [kW]	1,5
Current [A]	2,6
Revolutions [rpm]	1310

# WKP-5-T-1300

## DIMENSIONS



## CHARACTERISTICS:



Three-phase motors	
Voltage [V]	400
Motor power [kW]	2,5
Current [A]	4,1
Revolutions [rpm]	1300

## WKP-5-T-750

### DIMENSIONS



### CHARACTERISTICS:



Three-phase motors	
Voltage [V]	400
Motor power [kW]	0,9
Current [A]	1,8
Revolutions [rpm]	750

## WKP-6-T-1320

### DIMENSIONS



### CHARACTERISTICS:



Three-phase motors	
Voltage [V]	400
Motor power [kW]	3,7
Current [A]	6,0
Revolutions [rpm]	1320

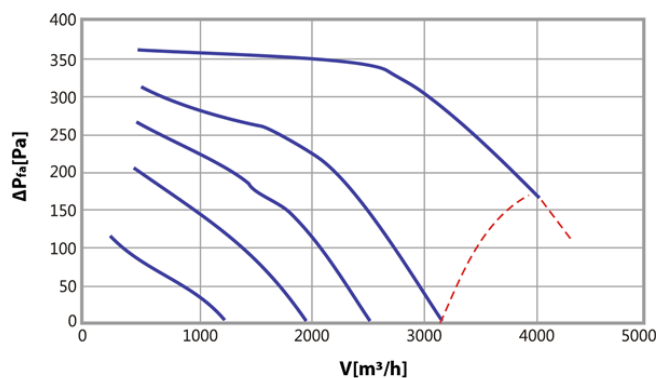


## WKP-6-T-790

### DIMENSIONS



### CHARACTERISTICS:



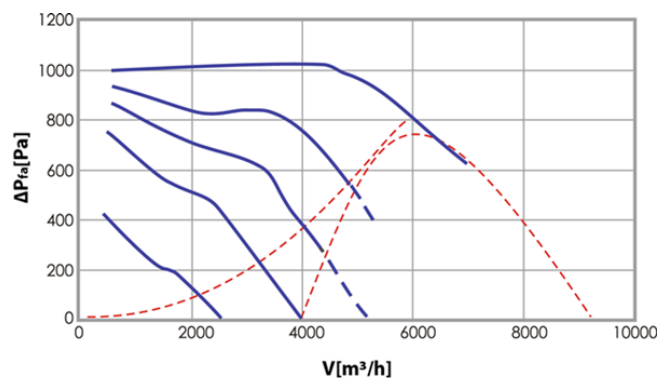
Three-phase motors	
Voltage [V]	400
Motor power [kW]	1,1
Current [A]	2,0
Revolutions [rpm]	790

## WKP-7-T-1330

### DIMENSIONS



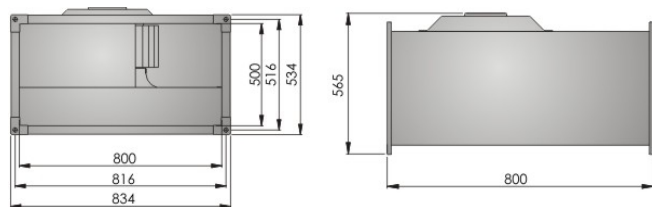
### CHARACTERISTICS:



Three-phase motors	
Voltage [V]	400
Motor power [kW]	5,1
Current [A]	8,1
Revolutions [rpm]	1330

## WKP-7-T-830

### DIMENSIONS



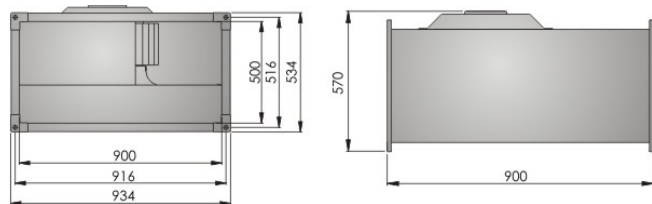
### CHARACTERISTICS:



Three-phase motors	
Voltage [V]	400
Motor power [kW]	2,7
Current [A]	4,9
Revolutions [rpm]	830

## WKP-8-T-600

### DIMENSIONS



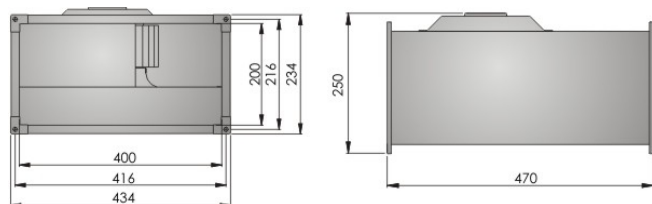
### CHARACTERISTICS:



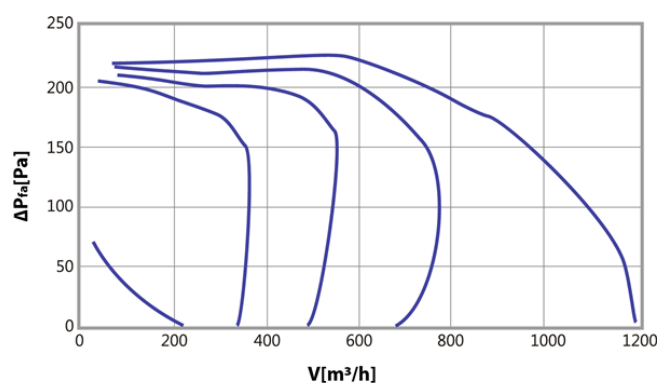
Three-phase motors	
Voltage [V]	400
Motor power [kW]	1,85
Current [A]	3,8
Revolutions [rpm]	600

## WKP-1-J-1260

### DIMENSIONS



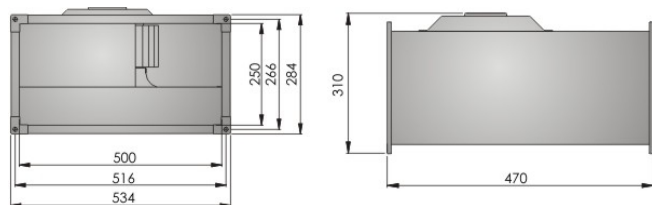
### CHARACTERISTICS:



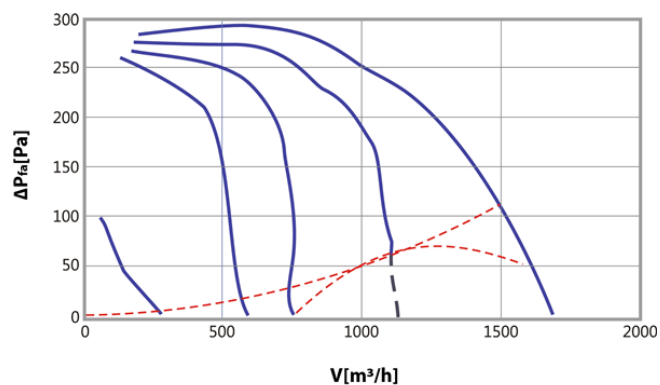
One-phase motors	
Voltage [V]	230
Motor power [kW]	0,29
Current [A]	1,45
Revolutions [rpm]	1260

## WKP-2-J-1250

### DIMENSIONS



### CHARACTERISTICS:



One-phase motors	
Voltage [V]	230
Motor power [kW]	0,51
Current [A]	2,3
Revolutions [rpm]	1250

## WKP-3-J-1230

### DIMENSIONS



### CHARACTERISTICS:



One-phase motors	
Voltage [V]	230
Motor power [kW]	0,78
Current [A]	3,4
Revolutions [rpm]	1230

## WKP-4-J-1210

### DIMENSIONS



### CHARACTERISTICS:



One-phase motors	
Voltage [V]	230
Motor power [kW]	1,15
Current [A]	5,1
Revolutions [rpm]	1210