



## WD Roof Fans

Roof fans are used to remove air from workshops, storerooms, department stores etc. The used air that is removed may be contaminated with vapours, corroding gases and dusts within the limits allowed by regulations concerning environment protection.

### PRODUCT DESCRIPTION

Series of types of roof fans includes 5 sizes. The fans consist of:

- highly efficient centrifugal rotor made of steel
- electric motor
- support panel, body and cover are made of polyester-glass laminate

The fans are fitted for mounting on the roof bases with possibility of application the acoustic dampers under fans.

### WORKING CONDITIONS

The fans are offered with the following motors:

- WD-16: two gear, three-phase motors ~900/1400 rpm and single-phase 900 or 1400 rpm.
- WD-20: two gear, three-phase motors ~900/1400 rpm and single-phase 900 or 1400 rpm.
- WD-25: two gear, three-phase motors ~900/1400 rpm and single-phase 900 or 1400 rpm.
- WD-31,5: two gear, three-phase motors ~900/1400 rpm and single-phase 900 or 1400 rpm.
- WD-40: single gear, three-phase motors ~700 or 900 rpm and single-phase 700 or 900 rpm.

The acceptable temperature of the removed air is 50°C.

## WD-16-TD

### DIMENSIONS



### CHARACTERISTICS:



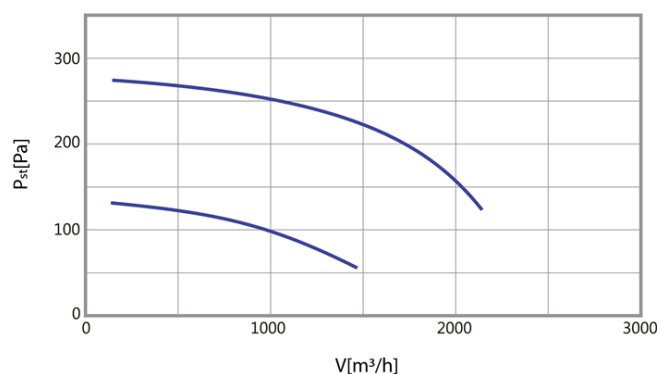
Two-speed three-phase motors		
Motor type	SKh71-6/4 A	
Voltage [V]	400	
Selected speed	Niski	Wysoki
Motor power [kW]	0,06	0,18
Current [A]	0,5	1,1
Revolutions [rpm]	940	1400

## WD-20-TD

### DIMENSIONS



### CHARACTERISTICS:



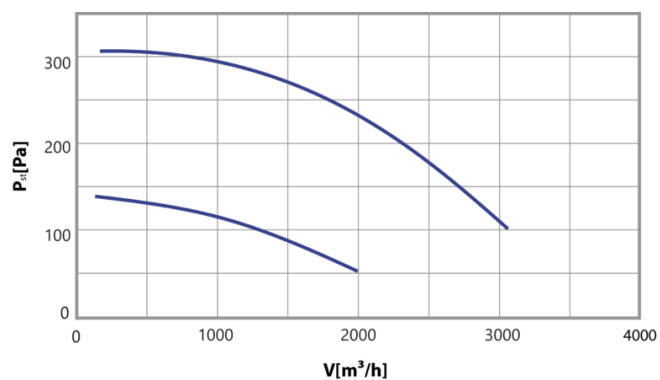
Two-speed three-phase motors		
Motor type	SKh71-6/4A	
Voltage [V]	400	
Selected speed	Niski	Wysoki
Motor power [kW]	0,06	0,18
Current [A]	0,5	1,1
Revolutions [rpm]	940	1400

## WD-25-TD

### DIMENSIONS



### CHARACTERISTICS:



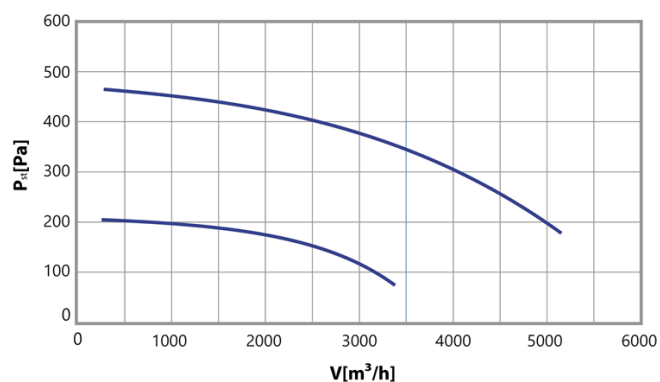
Two-speed three-phase motors		
Motor type	SKh71-6/4A	
Voltage [V]	400	
Selected speed	Niski	Wysoki
Motor power [kW]	0,06	0,18
Current [A]	0,5	1,1
Revolutions [rpm]	940	1400

## WD-31,5-TD

### DIMENSIONS



### CHARACTERISTICS:



Two-speed three-phase motors		
Motor type	SKh80-6/4A	
Voltage [V]	400	
Selected speed	Niski	Wysoki
Motor power [kW]	0,12	0,37
Current [A]	0,9	1,4
Revolutions [rpm]	960	1390

## WD-40-T

### DIMENSIONS



### CHARACTERISTICS:



Three-phase motors		
Motor type	SKh80X-6C	SKh80X-8D
Voltage [V]	400	400
Motor power [kW]	0,75	0,55
Current [A]	2,3	2,4
Revolutions [rpm]	900	700

## WD-16-J

### DIMENSIONS



### CHARACTERISTICS:



Single-phase motors		
Motor type	SSKh71-4A	SSKh71-6A
Voltage [V]	230	230
Motor power [kW]	0,18	0,12
Current [A]	1,4	1,2
Revolutions [rpm]	1420	900

## WD-20-J

### DIMENSIONS



### CHARACTERISTICS:



Single-phase motors		
Motor type	SSKH71-4A	SSKh71-6A
Voltage [V]	230	230
Motor power [kW]	0,18	0,12
Current [A]	1,4	1,2
Revolutions [rpm]	1420	900

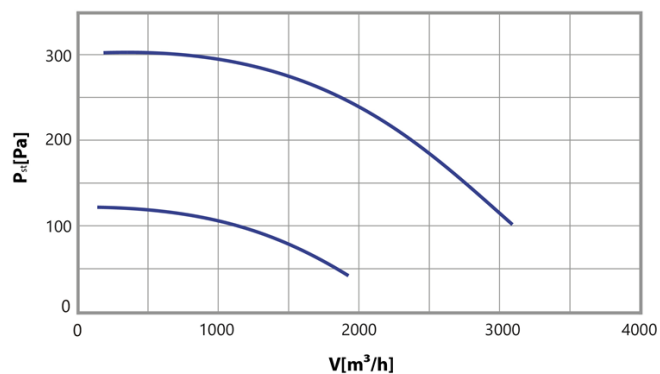


## WD-25-J

### DIMENSIONS



### CHARACTERISTICS:



Single-phase motors		
Motor type	SSKh71-4A	SSKh71-6A
Voltage [V]	230	230
Motor power [kW]	0,18	0,12
Current [A]	1,4	1,2
Revolutions [rpm]	1420	900

## WD-31,5-J

### DIMENSIONS



### CHARACTERISTICS:



Single-phase motors		
Motor type	SSKh80-4A	SSKh80-6A
Voltage [V]	230	230
Motor power [kW]	0,37	0,25
Current [A]	2,8	2,3
Revolutions [rpm]	1420	900

## WD-40-J

### DIMENSIONS



### CHARACTERISTICS:



Single-phase motors		
Motor type	SSKhR90-6L	SSKh80-8B
Voltage [V]	230	230
Motor power [kW]	0,75	0,18
Current [A]	5,3	1,95
Revolutions [rpm]	900	700