



## WDEX Roof Fans

WDEX type anti-explosion roof fans are intended for the ventilation of the rooms where explosive atmospheres of gases, vapours or mists can be formed. They ensure the safety level required for the group II and category 2 units, so for the units that can operate at places other than mining plants where there is the risk of methane or carbon dust explosion. The additional condition: the occurrence of the explosive atmosphere is unlikely and it can occur but only within a short period. The fans are intended for the operation in such room as: spraying lines (liquid paints), dry cleaners, chemical warehouses etc., classified in part or in whole as the zone 2.

### PRODUCT DESCRIPTION

The series of WDEX type fans includes 5 sizes: 16; 20; 25; 31,5; 40. Every fan is equipped with:

- electrical part: motor - increased safety,
- mechanical part:
- statically and dynamically balanced metal centrifugal impeller,
- non-metallic housing.

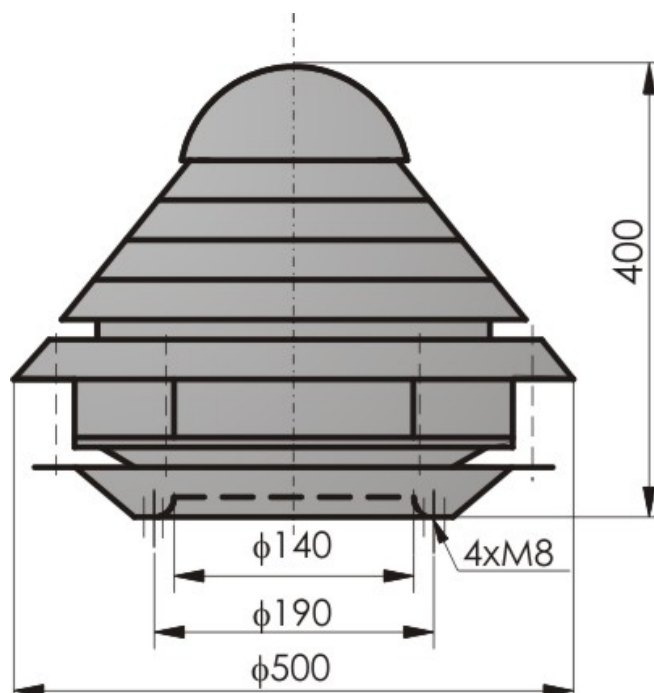
Remark: The non-metallic housing is made of special plastic with conductive coat for removing redundant electrostatic charges.

### WORKING CONDITIONS

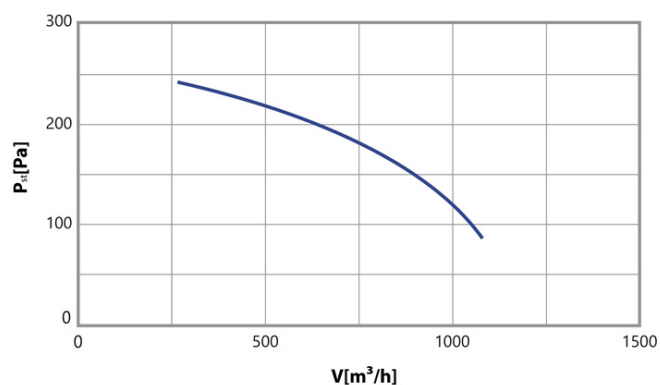
WDEX fans are intended for the operation at the ambient temperature within -20 to +40°C. The admissible temperature on the surface of the motor element is  $T_3=200^{\circ}\text{C}$ , therefore, when selecting it should be noted that the lowest self-ignition temperature of the explosive atmosphere is higher than the afore-mentioned temperature  $T_3$ .

## WDEX-16-4T

### DIMENSIONS



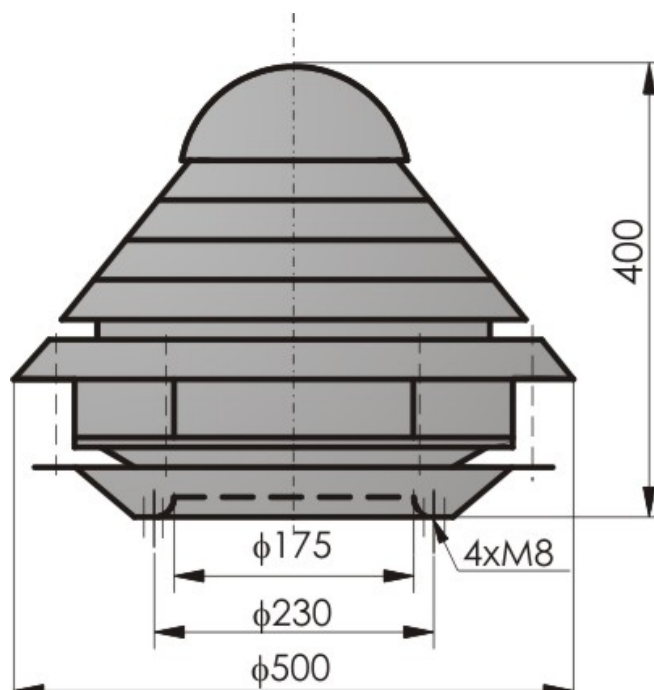
### CHARACTERISTICS:



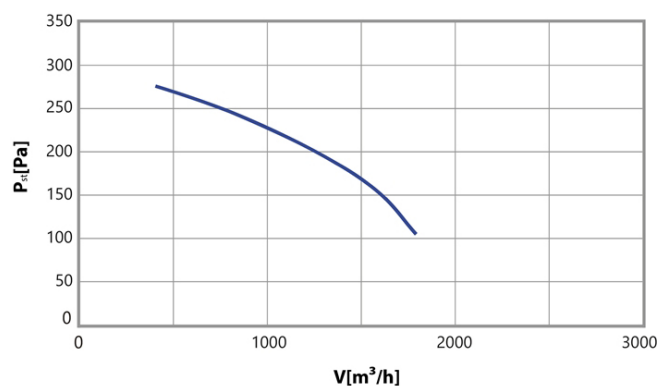
Three-phase motors	
Motor type	WDEX/16/A/4
Voltage [V]	230/400
Motor power [kW]	0,18
Current [A]	0,96/0,55
Revolutions [rpm]	1391

## WDEX-20-4T

### DIMENSIONS



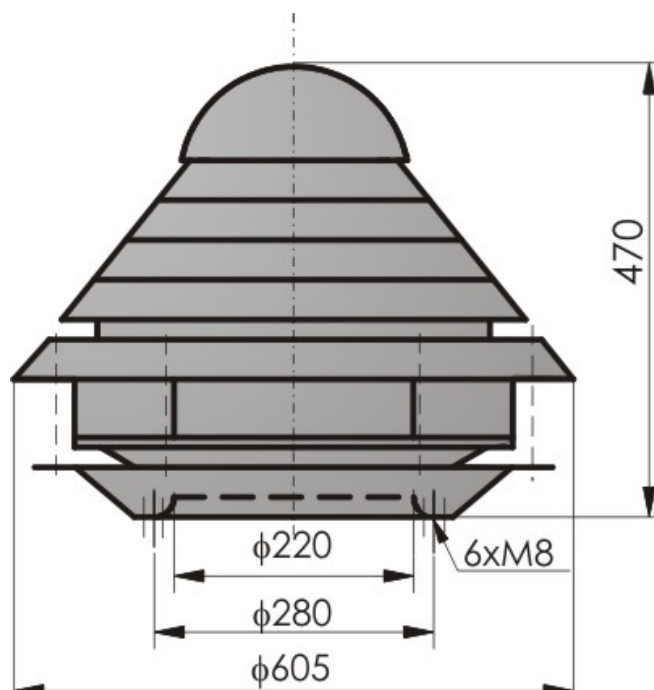
### CHARACTERISTICS:



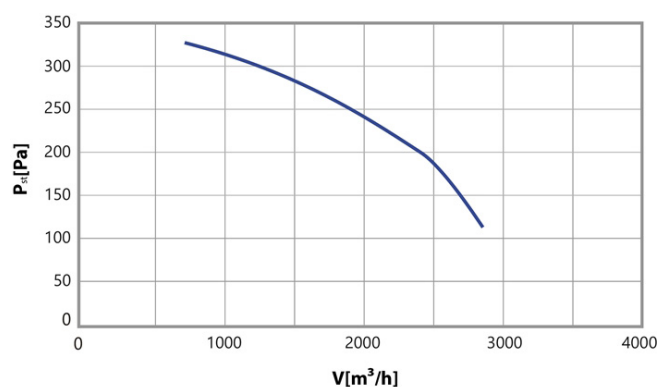
Three-phase motors	
Motor type	KPER-71K4
Voltage [V]	400
Motor power [kW]	0,25
Current [A]	0,79
Revolutions [rpm]	1380

# WDEX-25-4T

## DIMENSIONS



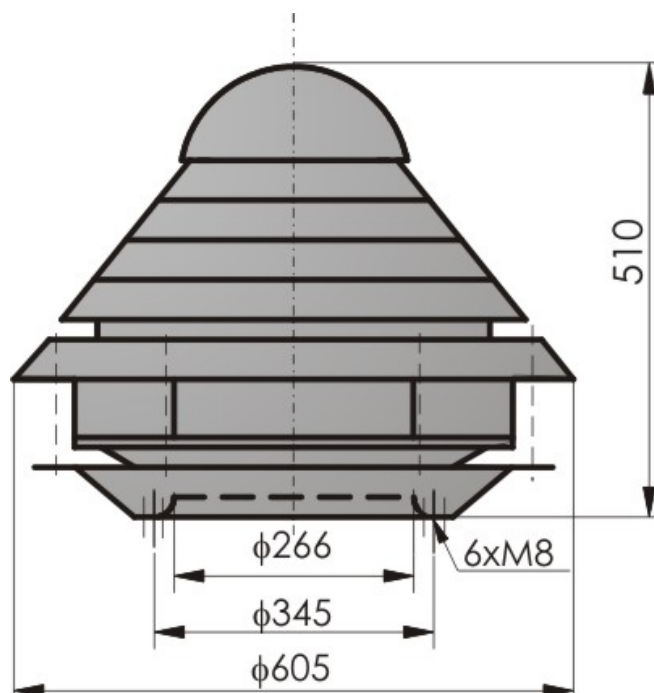
## CHARACTERISTICS:



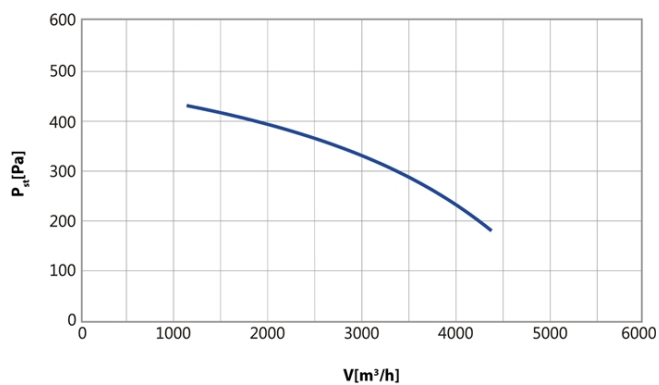
Three-phase motors	
Motor type	KPER-71K4
Voltage [V]	400
Motor power [kW]	0,25
Current [A]	0,79
Revolutions [rpm]	1380

# WDEX-31,5-4T

## DIMENSIONS



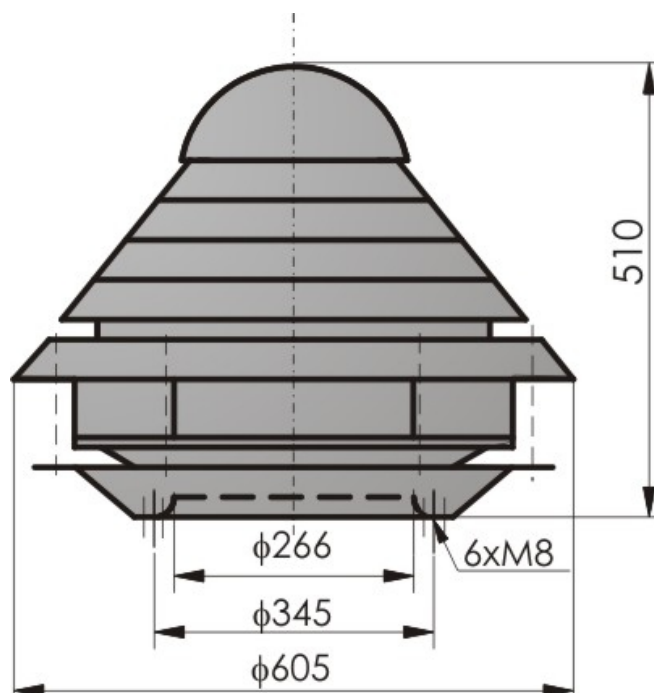
## CHARACTERISTICS:



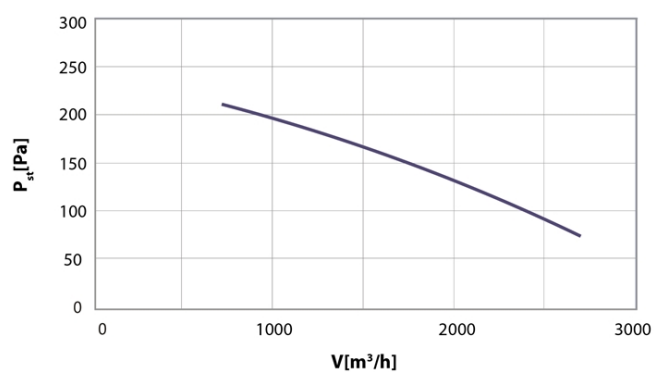
Three-phase motors	
Motor type	WDEx-31,5/1380
Voltage [V]	230/400
Motor power [kW]	0,55
Current [A]	2,75/1,59
Revolutions [rpm]	1380

# WDEX-31,5-6T

## DIMENSIONS



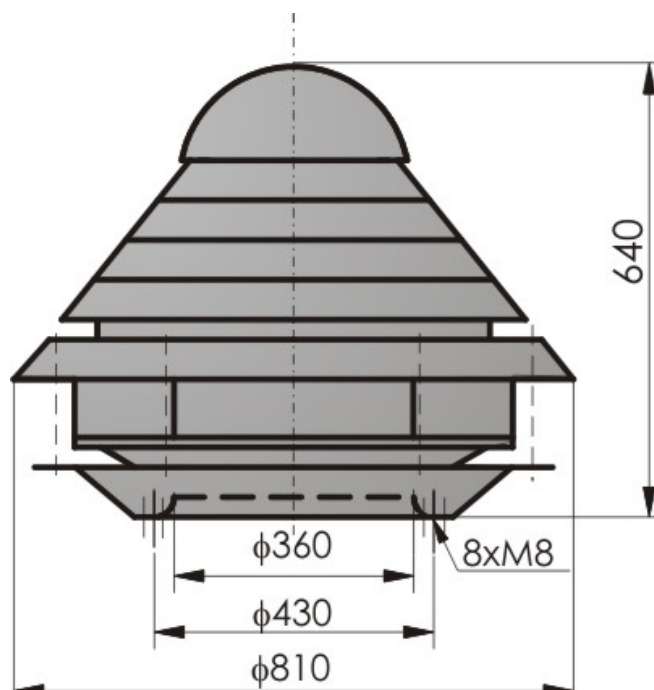
## CHARACTERISTICS:



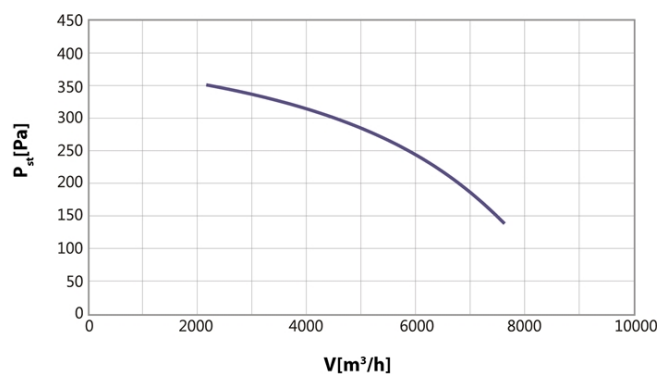
Three-phase motors	
Motor type	WDEx-31,5-920
Voltage [V]	230/400
Motor power [kW]	0,37
Current [A]	2,25/1,3
Revolutions [rpm]	920

## WDEX-40-6T

### DIMENSIONS



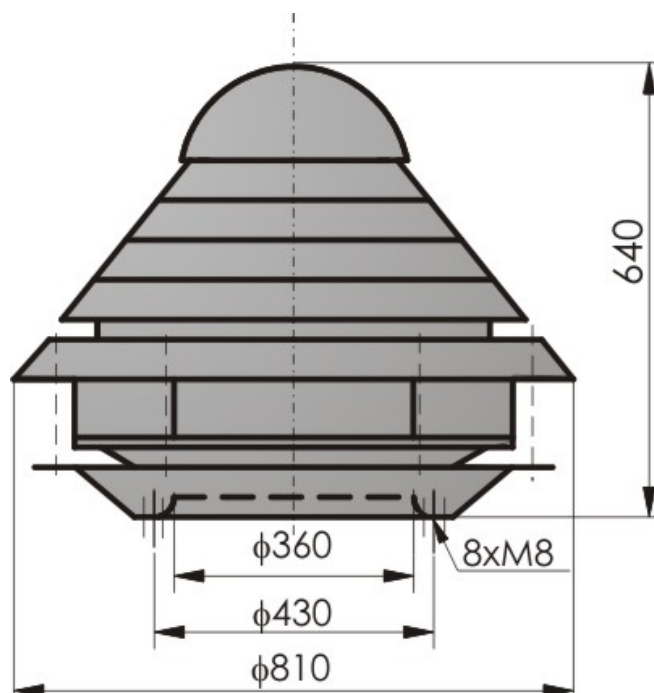
### CHARACTERISTICS:



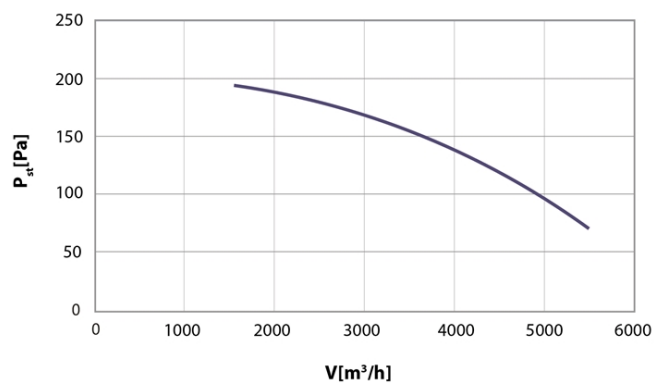
Three-phase motors	
Motor type	WDEX/40-925
Voltage [V]	230/400
Motor power [kW]	0,37
Current [A]	2,16/1,24
Revolutions [rpm]	690

## WDEX-40-8T

### DIMENSIONS



### CHARACTERISTICS:



Three-phase motors	
Motor type	WDEx/40/A/8
Voltage [V]	230/400
Motor power [kW]	0,37
Current [A]	2,45/1,41
Revolutions [rpm]	670