



TROPIC Unit Heaters

Featuring attractive design of the housing made of high quality plastics, the TROPIC heating unit finds application for heating spaces where the heating units should match modern space interior. The unit can be installed in horizontal (ceiling mounting) or vertical (wall mounting) position. A bleeder valve allows bleeding of the unit in either position. The TROPIC heating units find application for heating spaces, like:

- shopping centres
- discos
- fashion houses
- churches
- sports and entertainment facilities
- car showrooms

and in other typical places, like warehouses, shop floors, job shops, greenhouses and the like.

PRODUCT DESCRIPTION

TROPIC heating unit is available in two sizes, with single- or double-row metal louver heaters. The unit incorporates:

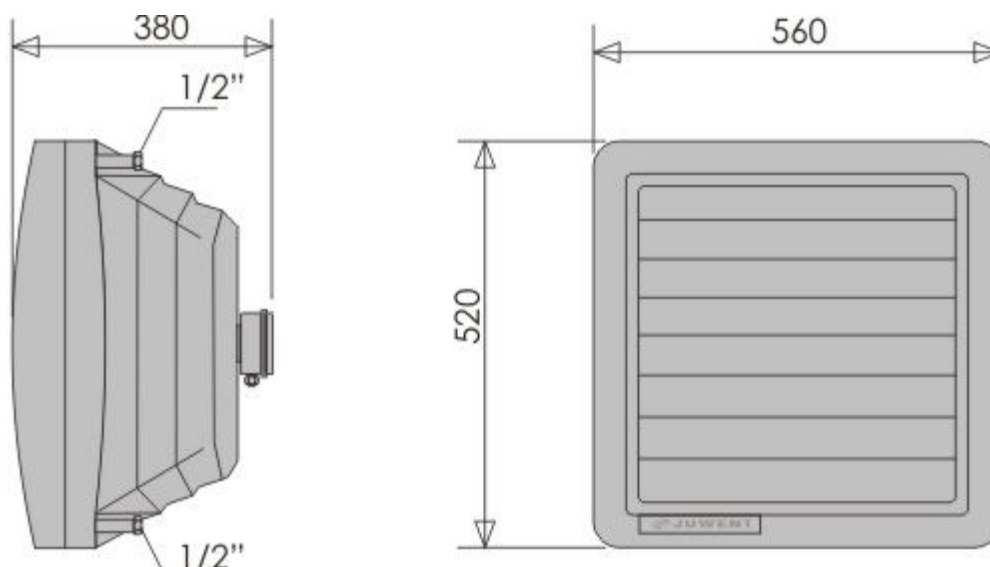
- housing made of high quality plastics
- high efficiency maintenance-free axial-flow fan
- highly efficient water heater

WORKING CONDITIONS

The unit's housing and finned tube heaters are designed for operation with heating medium temperature up to 150°C. The relative humidity and dust load of the air should not exceed 95% and 3 mg/cu.m., respectively.

TROPIC-1-I

DIMENSIONS



Fan specifications	
Voltage [V]	230
Motor power [kW]	0,13
Current [A]	0,59
Speed [rpm]	1400
IP	54
Insulation class	F
Operating temperature	up to +70°C

Thermal power of units with water heater	
Number of heater row	I
Air flow [m ³ /h]	2100

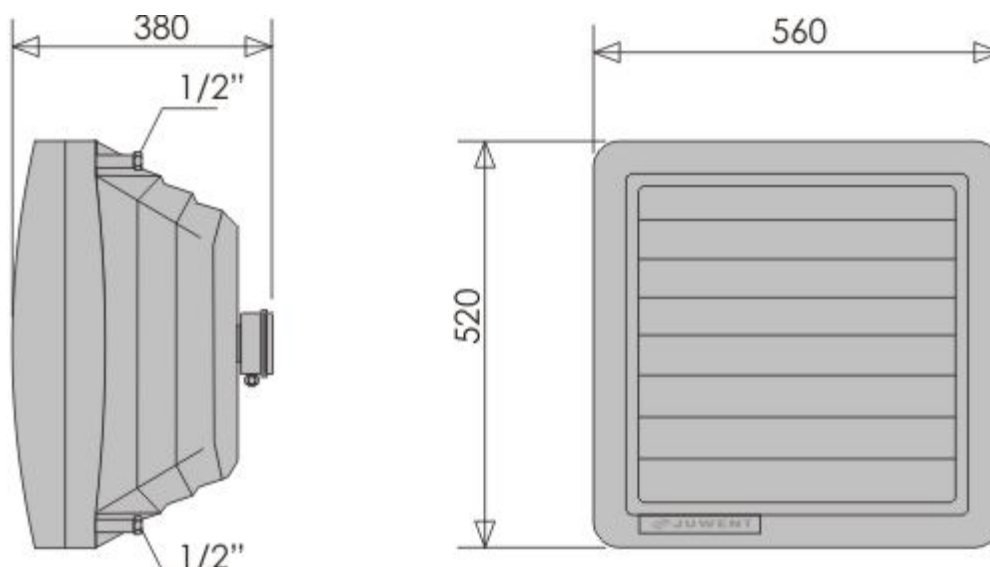
Thermal power [kW], outflow air temperature [°C] and resistance of water flow [kPa]				
Water temp. [°C]	Inflow air temp. [°C]	kW	°C	kPa
90/70	0	13,6	18	3,1
	10	11,5	25	2,2
	20	9,5	33	1,5
80/60	0	11,6	15	2,3
	10	9,5	23	1,5
	20	7,6	30	1,1
70/50	0	9,6	12	1,5
	10	7,6	20	1,2
	20	5,7	28	1,0

60/40	0	7,7	10	1,0
	10	5,7	17	0,9
	20	4,0	25	0,8

Unit noise level	
Noise level [dB(A)]	54
Unit weight	
Weight [kg]	15

TROPIC-1-II

DIMENSIONS



Fan specifications	
Voltage [V]	230
Motor power [kW]	0,13
Current [A]	0,59
Speed [rpm]	1400
IP	54
Insulation class	F
Operating temperature	up to +70°C

Thermal power of units with water heater	
Number of heater row	II
Air flow [m³/h]	2100

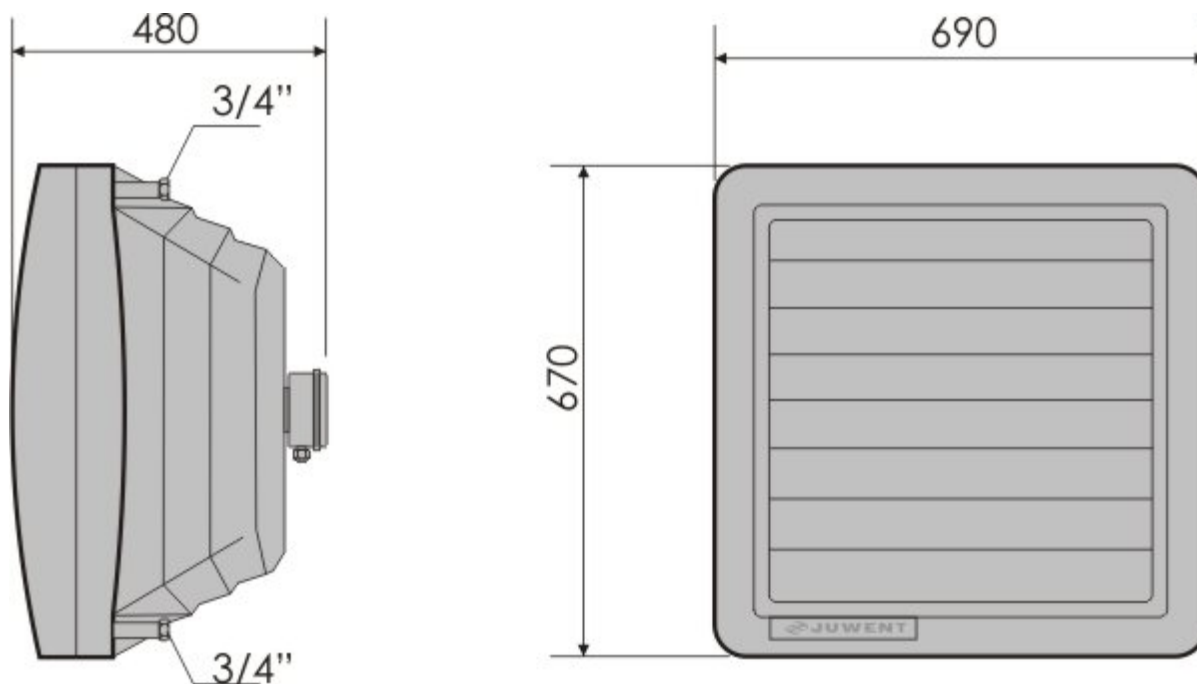
Thermal power [kW], outflow air temperature [°C] and resistance of water flow [kPa]				
Water temp. [°C]	Inflow air temp. [°C]	kW	°C	kPa
90/70	0	25,6	36	22,0
	10	21,7	41	16,2
	20	17,9	47	11,0
80/60	0	21,9	31	16,9
	10	18,1	36	10,4
	20	14,4	42	7,4
70/50	0	18,3	25	10,4
	10	14,6	31	7,3
	20	11,1	37	4,2

60/40	0	14,7	21	7,4
	10	11,2	26	4,3
	20	7,8	32	2,1

Unit noise level	
Noise level [dB(A)]	54
Unit Weight	
Weight [kg]	17

TROPIC-2-I

DIMENSIONS



Fan specification	
Voltage [V]	230
Moto power [kW]	0,39
Current [A]	1,75
Speed [rpm]	1290
IP	44
Insulation class	F
Operating temperature	up to +60°C

Thermal power of units with water heater	
Number of heater row	I
Air flow [m ³ /h]	5600

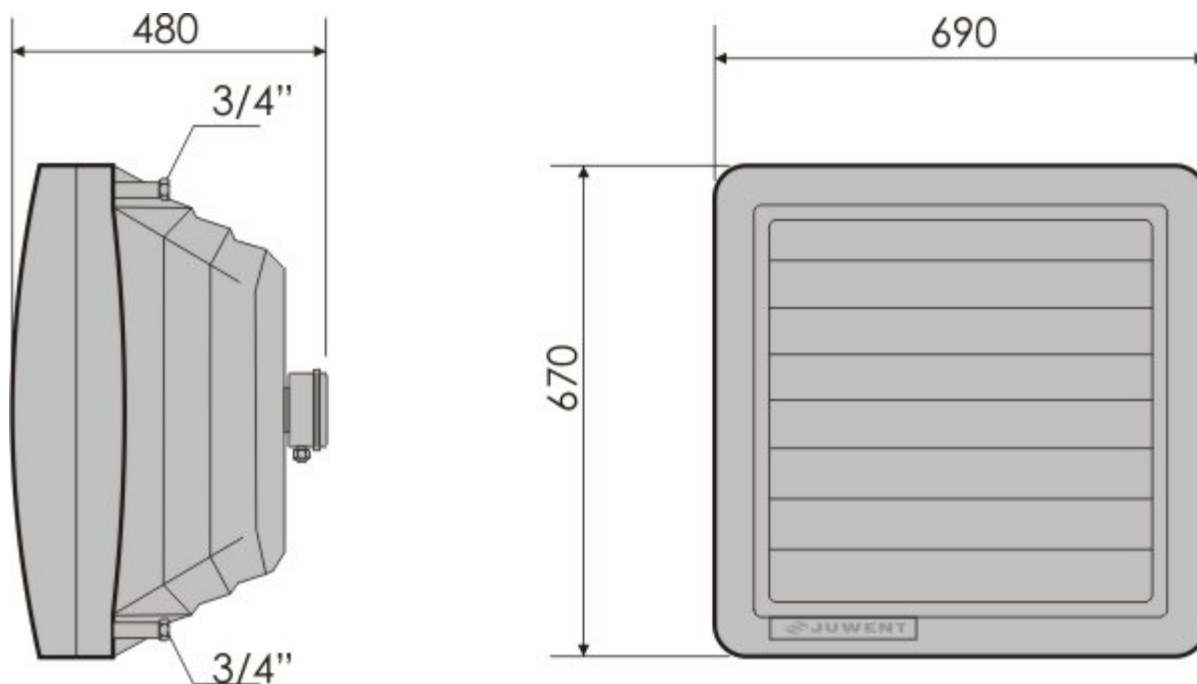
Thermal power [kW], outflow air temperature [°C] and resistance of water flow [kPa]				
Water temp. [°C]	Inflow air temp. [°C]	kW	°C	kPa
90/70	0	36,5	18	23,7
	10	30,8	26	17,0
	20	25,4	33	11,5
80/60	0	31,0	15	17,1
	10	25,5	23	11,6
	20	20,3	31	7,4

70/50	0	25,6	12	11,7
	10	20,4	20	7,4
	20	15,4	28	4,2
60/40	0	20,5	10	7,5
	10	15,4	18	4,3
	20	10,6	25	2,0

Unit noise level	
Noise level [dB(A)]	60
Unit weight	
Weight [kg]	32

TROPIC-2-II

DIMENSIONS



Fan specification	
Voltage [V]	230
Moto power [kW]	0,39
Current [A]	1,75
Speed [rpm]	1290
IP	44
Insulation class	F
Operating temperature	up to +60°C

Thermal power of units with water heater	
Number of heater row	II
Air flow [m ³ /h]	5300

Thermal power [kW], outflow air temperature [°C] and resistance of water flow [kPa]				
Water temp. [°C]	Inflow air temp. [°C]	kW	°C	kPa
90/70	0	60,5	32	25,9
	10	51,2	37	18,0
	20	42,3	44	12,5
80/60	0	51,6	26	18,1
	10	42,7	33	13,5
	20	34,1	39	8,0

70/50	0	43,0	22	13,4
	10	34,3	28	7,9
	20	26,0	34	4,7
60/40	0	34,6	18	8,0
	10	26,2	24	5,1
	20	18,2	30	2,3

Unit noise level	
Noise level [dB(A)]	60
Unit weight	
Weight [kg]	33,5