



UGCH Unit Heaters-Coolers

Heating and cooling units are used for heating and cooling of air in rooms such as: department stores, shops, supermarkets and in other places which needs heating in the heating period and cooling in summer. In the unit the cooling function is dimensioning for heat exchangers. Additionally it gives the possibility of rooms heating with decreased temperature of water feeding. The units should be placed at the max. height of 4m.

PRODUCT DESCRIPTION

The units are offered in 2 sizes with one or two fans. The unit consists of:

- metal louvre heater/cooler;
- axial-flow fan;
- casing;
- gutters accumulating condensate.

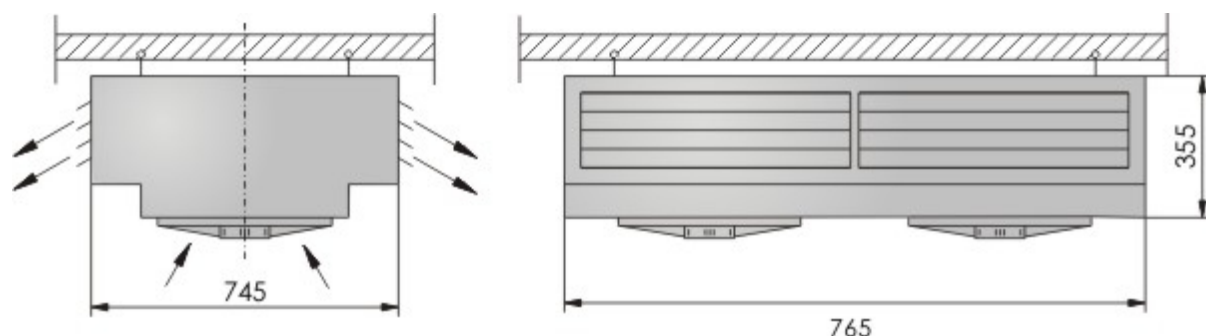
The exchangers are made of copper pipes with outer diameters of 10mm and aluminium fuses with spacing of 2mm. Connectors in standard version are with internal thread.

WORKING CONDITIONS

Feeding of the assembly is supposed to be two-pipe, i.e. "cold" water feeding in summer and "hot" water feeding during heating period. The exchangers may operate at pressure up to 1,5MPa. There are tri-phase 400 V fans motors with power of 0,12kW and current input of 0,29A. In case of cooling the condensate are carried away gravitationally via gutters under the exchangers and outlet pipes to sewage system. The units may be equipped with condensate pumps.

UGCH-1-III

DIMENSIONS



Fan parameters	
Voltage [V]	400
Motor power [kW]	0,12
Current [A]	0,29

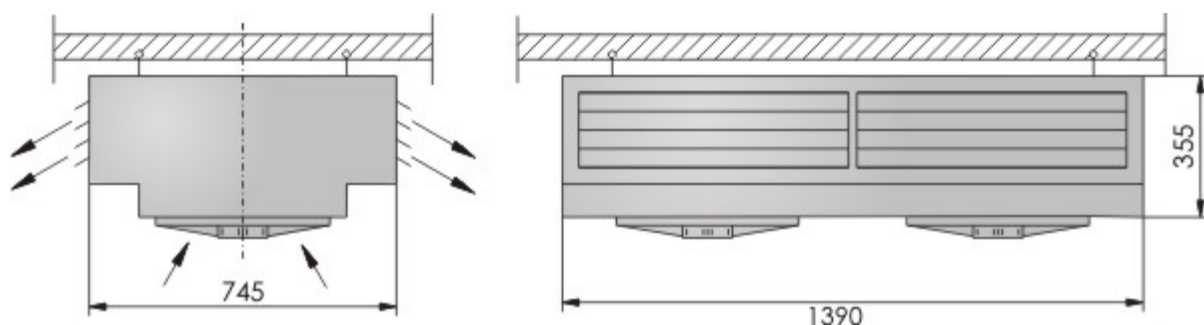
Thermal and cooling capacities of apparatus			
Heaters row number		III	
Air capacity [m³/h]		1900	
Thermal power [kW], outgoing air temperature [oC]			
Water parameters [°C]	Inflow air temp. [°C]	kW	°C
90/70	10	34	58
	15	30	59
	20	28	60
80/60	10	28	50
	15	24	51
	20	23	52
70/50	10	22	42
	15	20	43
	20	17	45
60/40	10	18	35
	15	15	36
	20	12	37
Cooling capacity [kW], outgoing air temperature [oC]			
Water parameters [°C]	Inflow air temp. [°C]	kW	°C
5/10	26	8,8	17
	24	7,2	16
	22	5,6	15

6/12	26	7,2	18
	24	5,6	17
	22	3,2	17
8/14	26	5,8	19
	24	3,6	19
	22	2,1	18

Operating noise level [dB(A)]	
At the distance of 1m	54
At the distance of 5m	51
Unit weight	
Weight [kg]	65

UGCH-2-II

DIMENSIONS



Fan parameters	
Voltage [V]	400
Motor power [kW]	0,12×2
Current [A]	0,29×2

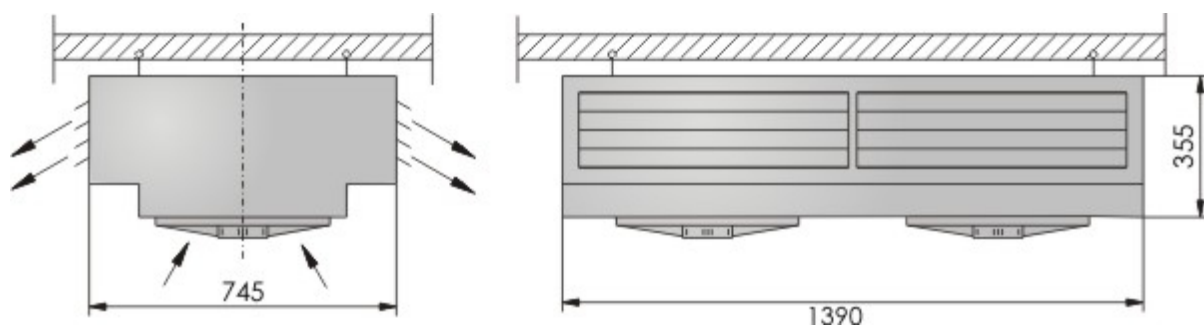
Thermal and cooling capacities of apparatus			
Heaters row number		II	
Air capacity [m³/h]		4000	
Thermal power [kW], outgoing air temperature [oC]			
Water parameters [°C]	Inflow air temp. [°C]	kW	°C
90/70	10	58	51
	15	52	52
	20	48	54
80/60	10	48	44
	15	42	46
	20	38	47
70/50	10	38	37
	15	34	39
	20	28	41
60/40	10	30	30
	15	25	32
	20	20	34
Cooling capacity [kW], outgoing air temperature [oC]			
Water parameters [°C]	Inflow air temp. [°C]	kW	°C
5/10	26	14,0	19
	24	10,8	18
	22	8,1	17

6/12	26	10,8	20
	24	8,1	19
	22	5,8	18
8/14	26	8,1	21
	24	5,8	20
	22	4,1	19

Operating noise level [dB(A)]	
At the distance of 1m	56
At the distance of 5m	52
Unit weight	
Weight [kg]	105

UGCH-2-III

DIMENSIONS



Fan parameters	
Voltage [V]	400
Motor power [kW]	0,12×2
Current [A]	0,29×2

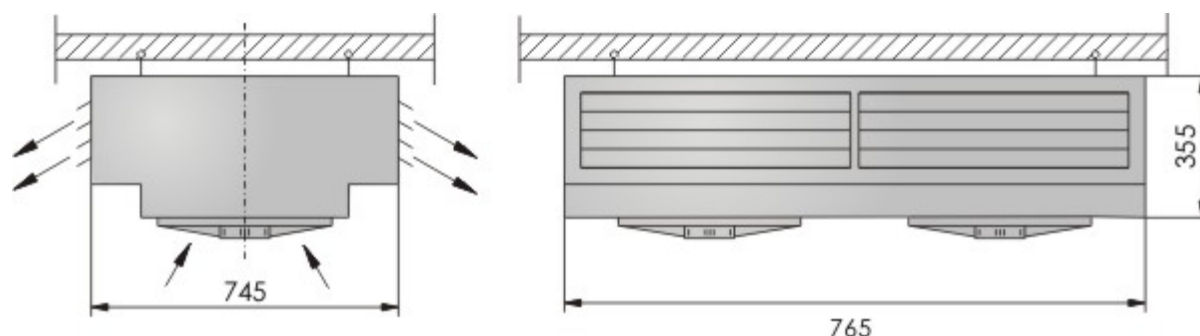
Thermal and cooling capacities of apparatus			
Heater row number		III	
Air capacity [m³/h]		3900	
Thermal power [kW], outgoing air temperature [oC]			
Water parameters [°C]	Inflow air temp. [°C]	kW	°C
90/70	10	74	61
	15	66	62
	20	60	63
80/60	10	61	53
	15	54	54
	20	48	55
70/50	10	50	42
	15	42	46
	20	37	47
60/40	10	38	36
	15	30	38
	20	26	39
Cooling capacity [kW], outgoing air temperature [oC]			
Water parameters [°C]	Inflow air temp. [°C]	kW	°C
5/10	26	20,8	16
	24	16,0	15
	22	11,0	15

6/12	26	16,2	17
	24	13,0	16
	22	9,0	16
8/14	26	14,0	18
	24	9,2	18
	22	7,0	17

Operating noise level [dB(A)]	
At the distance of 1m	56
At the distance of 5m	52
Unit weight	
Weight [kg]	115

UGCH-1-II

DIMENSIONS



Fan parameters	
Voltage [V]	400
Motor power [kW]	0,12
Current [A]	0,29

Thermal and cooling capacities of apparatus			
Heaters rows number		II	
Air capacity [m³/h]		2000	
Thermal power [kW], outgoing air temperature [oC]			
Water parameters [°C]	Inflow air temp. [°C]	kW	°C
90/70	10	28	50
	15	26	52
	20	22	54
80/60	10	24	43
	15	20	45
	20	18	47
70/50	10	18	37
	15	16	38
	20	14	40
60/40	10	14	30
	15	12	32
	20	9	35
Cooling capacity [kW], outgoing air temperature [oC]			
Water parameters [°C]	Inflow air temp. [°C]	kW	°C

5/10	26	7,0	19
	24	5,4	18
	22	4,0	17
6/12	26	5,2	20
	24	4,0	19
	22	3,0	18
8/14	26	4,1	21
	24	2,9	20
	22	2,1	19

Operating noise level [dB(A)]	
At the distance of 1m	54
At the distance of 5m	51
Unit weight	
Weight [kg]	58