

UVERS W Unit Heaters-Coolers

UVERS W unit heaters are designed to be fed with hot water from traditional high and low temperature heat sources such as heat pumps or condensing furnaces and can also be fed with chilled water to provide cooling. The unit heaters are designed for heating and cooling areas such as factory floors, workshops, warehouses, showrooms, sports, and entertainment halls, etc.

PRODUCT DESCRIPTION

UVERS W unit heaters are available in two sizes. The unit heater consists of:

- axial fan with AC or EC single phase motor;
- high-efficiency 2 or 3-row fin coil (the unit heaters with cooling function are only available with 3-row coils);
- casing made of coated steel sheet;
- air outlet grille with adjustable blades allowing to set the direction of discharge air.

Accessories:

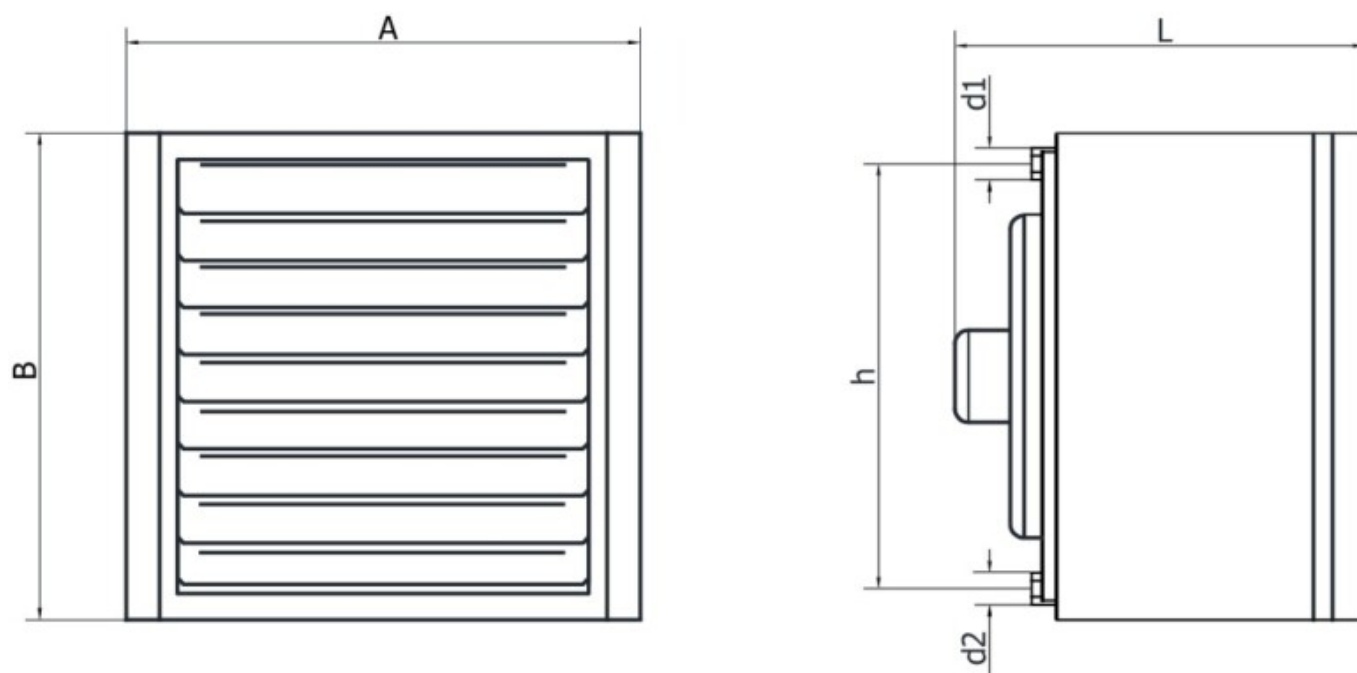
- specially designed wall mounting bracket that allows the position of the unit heater to be adjusted at an angle of $\pm 45^\circ$ in the horizontal plane and at an angle of 25° in the vertical plane;
- drip tray for collecting the condensate generated during the cooling process.

OPERATING CONDITIONS

UVERS W units can be fed with water at a maximum temperature of up to 150°C and an operating pressure of up to 1.5MPa.

UVERS W-1-II-AC

DIMENSIONS



Dimensions					
A[mm]	B[mm]	h[mm]	L[mm]	d1	d2
556	527	460	445	3/4'	3/4'

AC fan parameters	
Supply voltage [V]	230
Motor power [W]	140
Current [A]	0,65
Speed [min-1]	1420
IP	54
Operating temperature	60°C

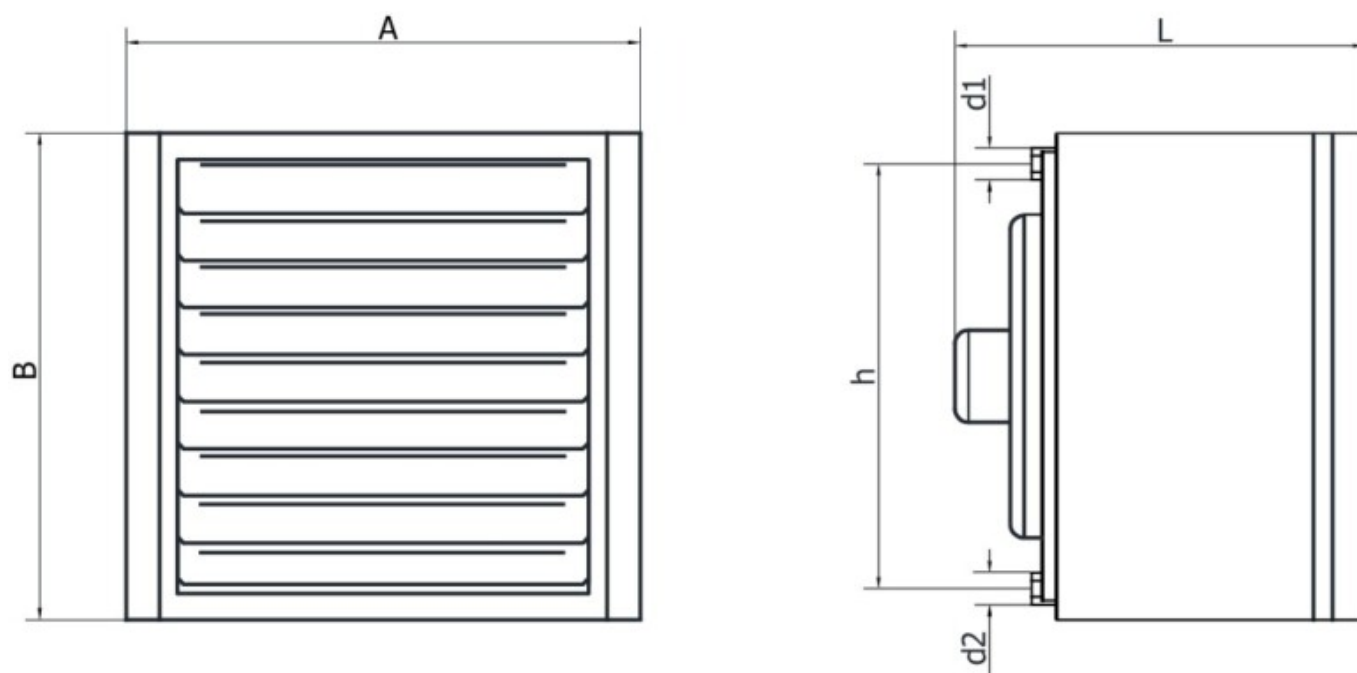
Heating capacity	
Number of coil rows	II
Air flow [m ³ /h]	2050
Heating capacity [kW], air outlet temperature [°C] and resistance of water flow [kPa]	

Water temp. [°C]	Air inlet temperature [°C]	kW	°C	kPa
90/70	5	25,1	39	10,4
	10	23,6	42	8,8
	16	20,6	45	7,1
	20	19,0	47	6,0
80/60	5	21,2	34	7,5
	10	19,2	37	6,1
	16	16,9	40	4,7
	20	15,3	42	3,9
70/50	5	17,7	29	5,1
	10	15,5	31	4,1
	16	13,3	35	2,9
	20	11,8	37	2,3
60/40	5	13,7	24	3,1
	10	11,9	27	2,3
	16	9,8	30	1,6
	20	8,3	32	1,2
50/30	5	10,2	19	1,7
	10	8,4	22	1,2
	16	6,3	25	0,7
	20	4,9	27	0,4
40/30	5	9,6	18	6,2
	10	7,8	21	4,1
	16	5,6	24	2,1
	20	4,1	26	1,2

Noise level [dB(A)]	
Noise level — sound pressure level taking into account the sound absorption in the room A=100m2 and directivity factor Q=2 at a distance of 5 m	53
Unit weight	
Weight [kg]	26

UVERS W-1-III-AC

DIMENSIONS



Dimensions					
A[mm]	B[mm]	h[mm]	L[mm]	d1	d2
556	527	460	445	3/4'	3/4'

AC fan parameters	
Supply voltage [V]	230
Motor power [W]	140
Current [A]	0,65
Speed [min-1]	1420
IP	54
Operating temperature	60°C

Heating capacity	
Number of coil rows	III
Air flow [m ³ /h]	1900
Heating capacity [kW], air outlet temperature [°C] and resistance of water flow [kPa]	

Water temp. [°C]	Air inlet temperature [°C]	kW	°C	kPa
90/70	5	31,3	51	8,7
	10	30,2	52	8,2
	16	25,8	56	5,9
	20	23,8	57	5,6
80/60	5	26,7	44	6,3
	10	25,4	46	5,7
	16	21,3	49	4,1
	20	19,4	50	3,4
70/50	5	22,1	38	4,3
	10	20,6	39	3,8
	16	16,9	42	2,5
	20	15,2	43	2,1
60/40	5	17,6	31	2,8
	10	16,0	32	2,3
	16	12,5	35	1,4
	20	10,7	37	1,2
50/30	5	13,1	24	1,5
	10	11,4	26	1,2
	16	8,2	29	0,7
	20	6,4	30	0,4
40/30	5	12,2	23	5,3
	10	10,3	24	3,8
	16	7,2	27	1,8
	20	5,4	28	1,0

Cooling capacity									
Number of coil rows		III							
Air flow [m³/h]		1900				1700*			
Cooling capacity [kW] , air outlet temperature [°C], water flow [m³/h] and resistance of water flow [kPa]									
Water temp. [°C]	Air inlet temperature [°C]	kW	°C	m³/h	kPa	kW	°C	m³/h	kPa
7/12	28	8,2	19	1,4	25,6	7,8	18	1,3	23,3
	25	6,1	17	1,0	15,3	5,7	17	1,0	13,4
	22	4,7	15	0,8	9,7	4,4	14	0,8	8,5

12/16	28	5,7	20	1,2	19,5	5,3	20	1,1	17,2
	25	4,3	19	0,9	12	4,0	18	0,9	10,6
	22	2,9	18	0,6	5,9	2,7	17	0,6	5,2

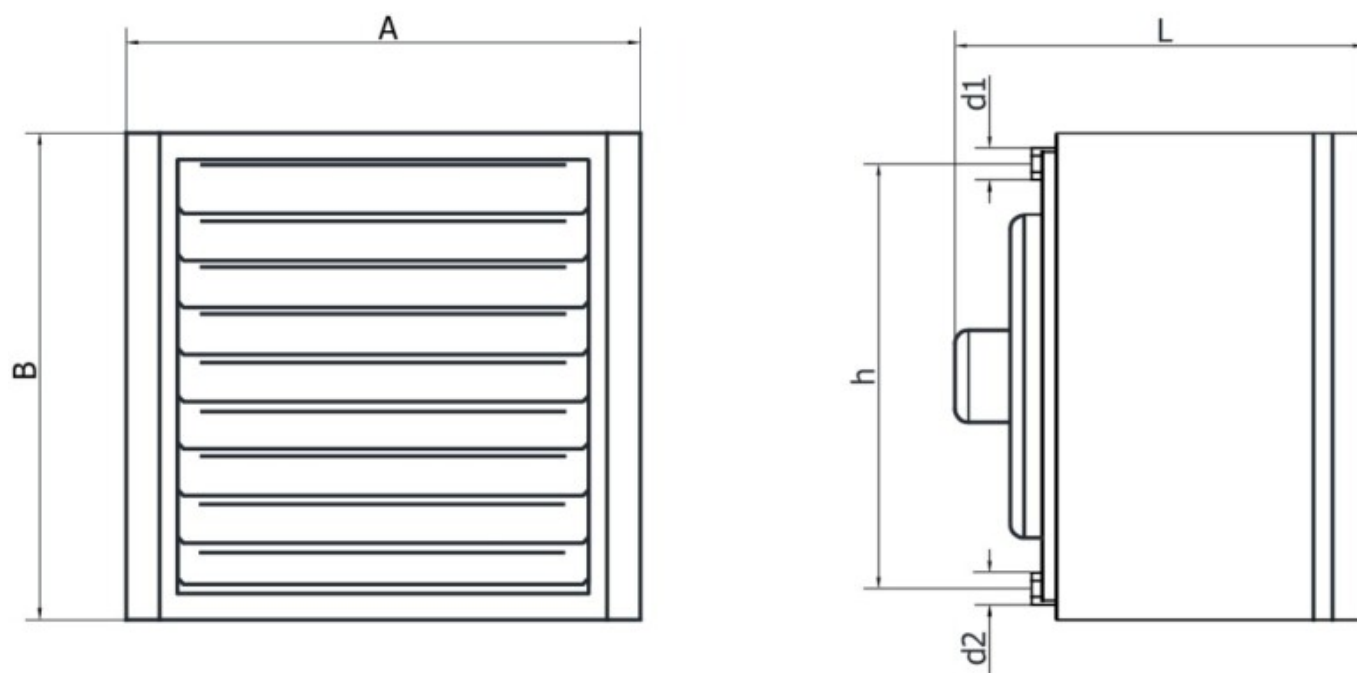
Cooling capacities are given at 50% relative humidity.

*Recommended airflow when the unit is used for cooling.

Noise level [dB(A)]	
Noise level — sound pressure level taking into account the sound absorption in the room A=100m ² and directivity factor Q=2 at a distance of 5 m	53
Unit weight	
Weight [kg]	28

UVERS W-1-II-EC

DIMENSIONS



Dimensions					
A[mm]	B[mm]	h[mm]	L[mm]	d1	d2
556	527	460	350	3/4'	3/4'

EC fan parameters	
Supply voltage [V]	230
Motor power [W]	140
Current [A]	1,45
Speed [min-1]	1660
IP	54
Operating temperature	40°C

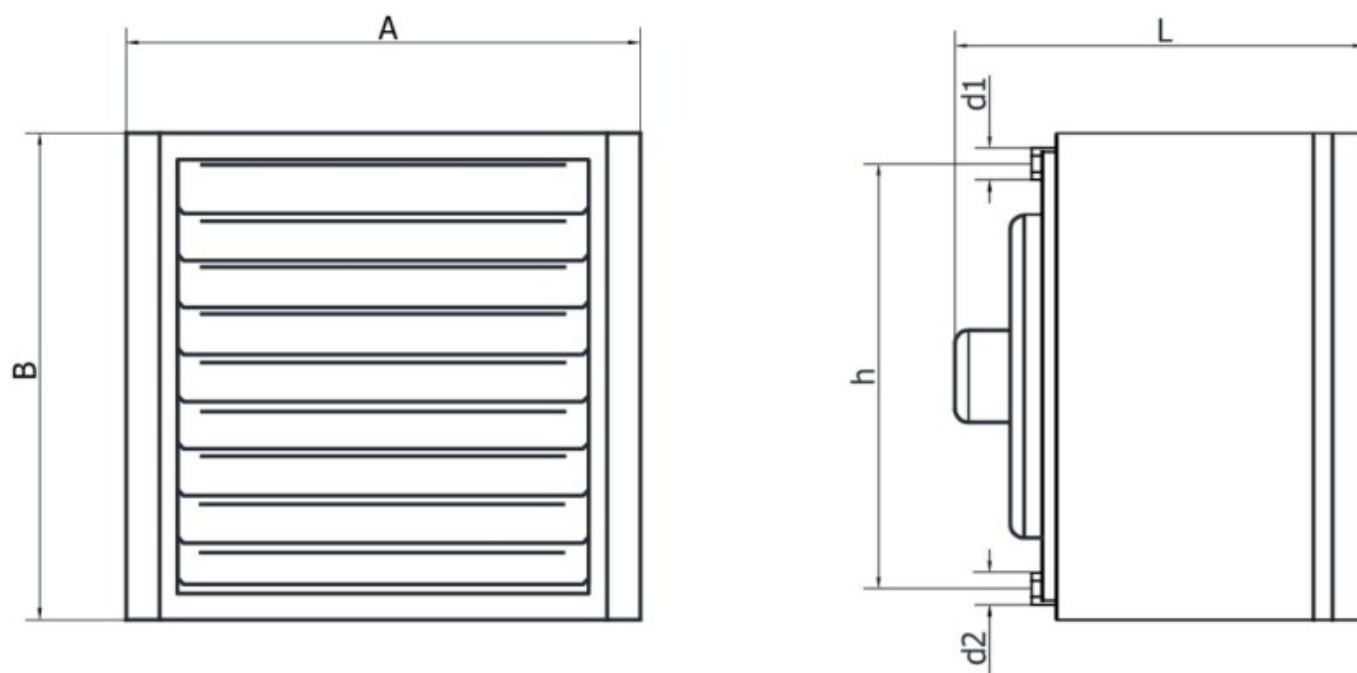
Heating capacity	
Number of coil rows.	II
Air flow [m ³ /h]	2350
Heating capacity [kW], air outlet temperature [°C] and resistance of water flow [kPa]	

Water temp. [°C]	Air inlet temperature [°C]	kW	°C	kPa
90/70	5	27,2	37	12,2
	10	24,9	40	10,3
	16	22,3	43	8,3
	20	21,3	45	7,5
80/60	5	23,0	32	8,8
	10	20,8	35	7,2
	16	18,3	39	5,5
	20	17,2	41	4,9
70/50	5	18,9	28	5,9
	10	16,8	30	4,7
	16	14,3	34	3,4
	20	13,5	36	2,9
60/40	5	14,8	23	3,7
	10	12,8	26	2,8
	16	10,5	29	1,8
	20	9,2	31	1,4
50/30	5	11,0	18	2,0
	10	9,0	21	1,4
	16	6,7	24	0,8
	20	5,3	26	0,5
40/30	5	10,4	17	7,2
	10	8,4	20	4,7
	16	6,0	23	2,4
	20	4,6	25	1,4

Noise level [dB(A)]	
Noise level — sound pressure level taking into account the sound absorption in the room A=100m ² and directivity factor Q=2 at a distance of 5 m	56
Unit weight	
Weight [kg]	24

UVERS W-1-III-EC

DIMENSIONS



Dimensions					
A[mm]	B[mm]	h[mm]	L[mm]	d1	d2
556	527	460	350	3/4'	3/4'

EC fan parameters	
Supply voltage [V]	230
Motor power [W]	140
Current [A]	1,45
Speed [min-1]	1660
IP	54
Operating temperature	40°C

Heating capacity	
Number of coil rows	III
Air flow [m³/h]	2150
Heating capacity [kW], air outlet temperature [°C] and resistance of water flow [kPa]	

Water temp. [°C]	Air inlet temperature [°C]	kW	°C	kPa
90/70	5	33,9	49	10,2
	10	31,1	51	8,6
	16	27,9	54	6,9
	20	25,8	55	5,9
80/60	5	28,8	43	7,4
	10	26,2	45	6,1
	16	23,0	47	4,7
	20	20,9	49	3,9
70/50	5	23,8	36	5,1
	10	21,3	38	4,1
	16	18,2	41	3,0
	20	16,2	42	2,4
60/40	5	19,0	30	3,2
	10	16,5	32	2,4
	16	13,5	34	1,6
	20	11,5	36	1,2
50/30	5	14,2	23	1,8
	10	11,7	26	1,2
	16	8,8	28	0,8
	20	7,0	30	0,5
40/30	5	13,2	22	6,2
	10	10,6	24	4,0
	16	7,7	26	2,1
	20	5,8	28	1,2

Cooling capacity									
Number of coil rows		III							
Air flow [m³/h]		2150				1700*			
Cooling capacity [kW] , air outlet temperature [°C], water flow [m³/h] and resistance of water flow [kPa]									
Water temp. [°C]	Air inlet temperature [°C]	kW	°C	[m³/h]	kPa	kW	°C	[m³/h]	kPa
7/12	28	8,7	19	1,5	28,4	7,8	18	1,3	23,3
	25	6,6	17	1,1	17,6	5,7	17	1,0	13,4
	22	5,1	15	0,9	11,1	4,4	15	0,8	8,5

12/16	28	6,2	20	1,3	22,5	5,3	20	1,1	17,2
	25	4,7	19	1,0	13,8	4,0	18	0,9	10,6
	22	3,1	18	0,7	6,8	2,7	17	0,6	5,2

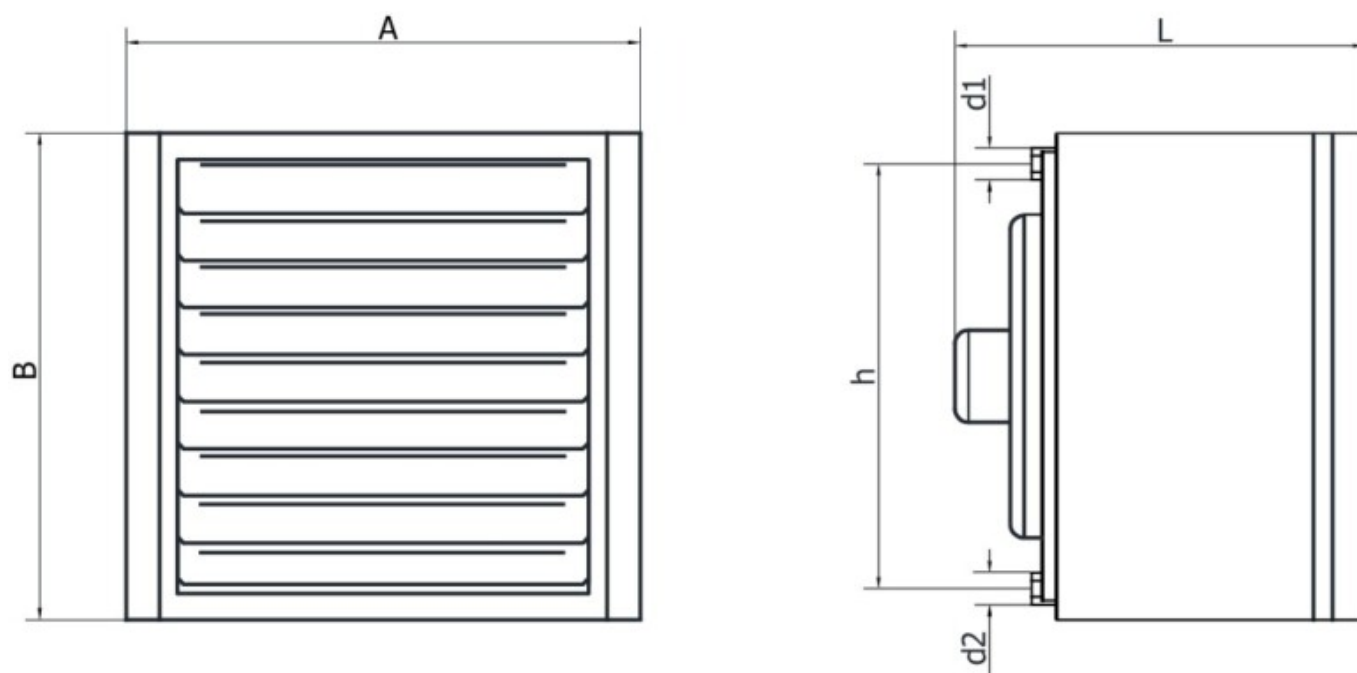
Cooling capacities are given at 50% relative humidity.

*Recommended airflow when the unit is used for cooling.

Noise level [dB(A)]	
Noise level — sound pressure level taking into account the sound absorption in the room A=100m2 and directivity factor Q=2 at a distance of 5 m	56
Unit weight	
Weight [kg]	26

UVERS W-2-II-AC

DIMENSIONS



Dimensions					
A[mm]	B[mm]	h[mm]	L[mm]	d1	d2
677	686	620	461	3/4'	3/4'

AC fan parameters	
Supply voltage [V]	230
Motor power [W]	250
Current [A]	1,15
Speed [min-1]	1350
IP	54
Operating temperature	60°C

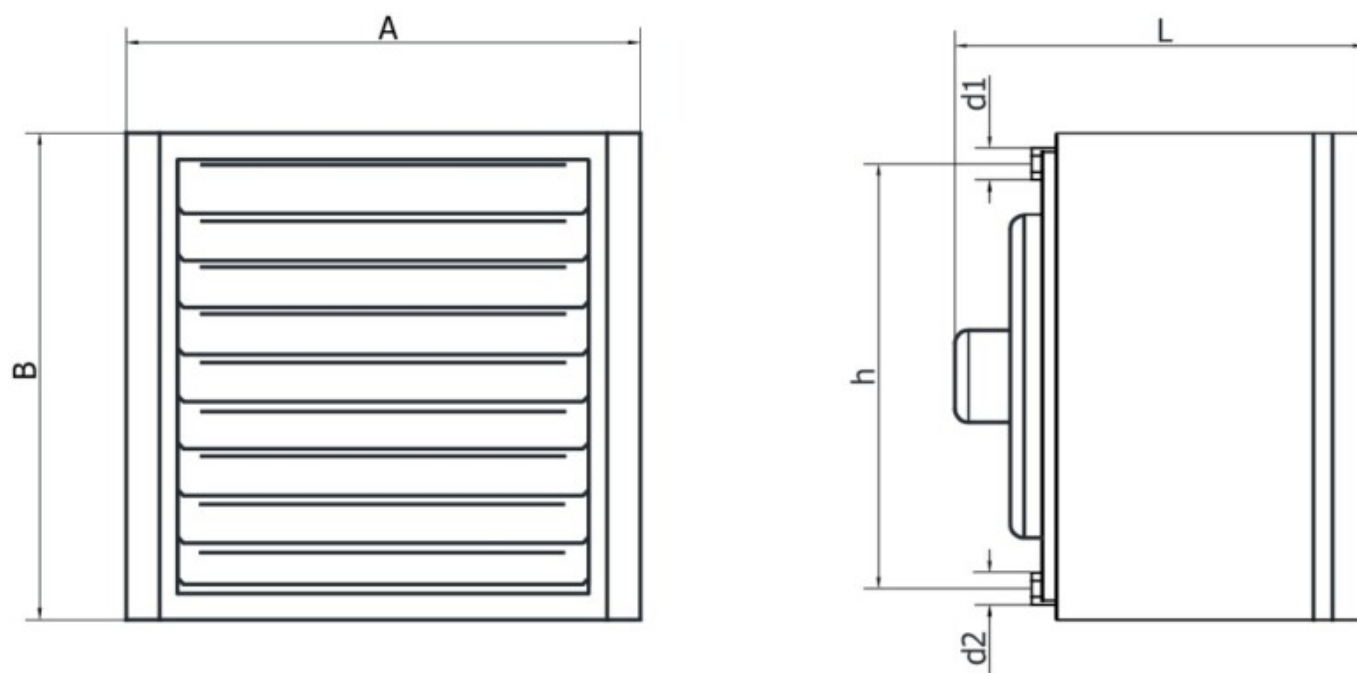
Heating capacity	
Number of coil rows	II
Air flow [m³/h]	4500

Heating capacity [kW], air outlet temperature [°C] and resistance of water flow [kPa]				
Water temp. [°C]	Air inlet temperature [°C]	kW	°C	kPa
90/70	5	52,1	37	17,8
	10	47,9	40	15,1
	16	42,8	44	12,1
	20	39,0	46	10,2
80/60	5	44,1	32	12,7
	10	40,0	35	10,5
	16	35,1	39	8,1
	20	31,9	41	6,7
70/50	5	36,2	27	8,6
	10	32,2	31	6,8
	16	27,5	34	5,0
	20	24,4	36	3,9
60/40	5	28,5	23	5,3
	10	25,8	26	4,0
	16	20,1	29	2,7
	20	17,2	31	2,0
50/30	5	21,0	18	2,9
	10	17,3	21	2,0
	16	12,9	24	1,2
	20	10,1	26	1,0
40/30	5	20,0	17	10,5
	10	16,1	20	6,8
	16	11,5	23	3,5
	20	8,6	25	2,0

Noise level [dB(A)]	
Noise level — sound pressure level taking into account the sound absorption in the room A=100m2 and directivity factor Q=2 at a distance of 5 m	62
Unit weight	
Weight [kg]	41

UVERS W-2-III-AC

DIMENSIONS



Dimensions					
A[mm]	B[mm]	h[mm]	L[mm]	d1	d2
677	686	620	461	1'	1'

AC fan parameters	
Supply voltage [V]	230
Motor power [W]	250
Current [A]	1,15
Speed [min-1]	1350
IP	54
Operating temperature	60°C

Heating capacity	
Number of coil rows	III
Air flow [m ³ /h]	4200
Heating capacity [kW], air outlet temperature [°C] and resistance of water flow [kPa]	

Water temp. [°C]	Air inlet temperature [°C]	kW	°C	kPa
90/70	5	65,5	49	16,5
	10	60,2	51	13,9
	16	53,9	54	11,2
	20	49,8	55	9,5
80/60	5	55,7	42	11,9
	10	50,5	45	9,8
	16	44,4	47	7,6
	20	40,6	49	6,3
70/50	5	46,1	36	8,1
	10	41,4	38	6,5
	16	35,2	40	4,7
	20	31,2	42	3,7
60/40	5	36,6	30	5,1
	10	31,7	32	3,9
	16	26,0	34	2,6
	20	22,3	36	2,0
50/30	5	27,3	23	2,8
	10	22,5	25	2,0
	16	17,1	28	1,2
	20	13,4	29	1,0
40/30	5	25,4	22	10,0
	10	21,1	24	6,5
	16	14,8	26	3,4
	20	11,1	28	2,0

Cooling capacity									
Number of coil rows		III							
Air flow [m³/h]		4200				3200*			
Cooling capacity [kW] , air outlet temperature [°C], water flow [m³/h] and resistance of water flow [kPa]									
Water temp. [°C]	Air inlet temperature [°C]	kW	°C	[m³/h]	kPa	kW	°C	[m³/h]	kPa
7/12	28	15,1	20	2,6	17,2	13,3	19	2,3	13,8
	25	12,0	18	2,1	11,5	10,1	17	1,7	8,5
	22	9,1	15	1,6	7,1	7,7	15	1,3	5,2

12/16	28	11,3	21	2,4	14,9	9,5	20	2,0	11,0
	25	8,5	19	1,8	9,0	7,1	19	1,5	6,6
	22	5,5	18	1,2	4,2	4,6	18	1,0	3,1

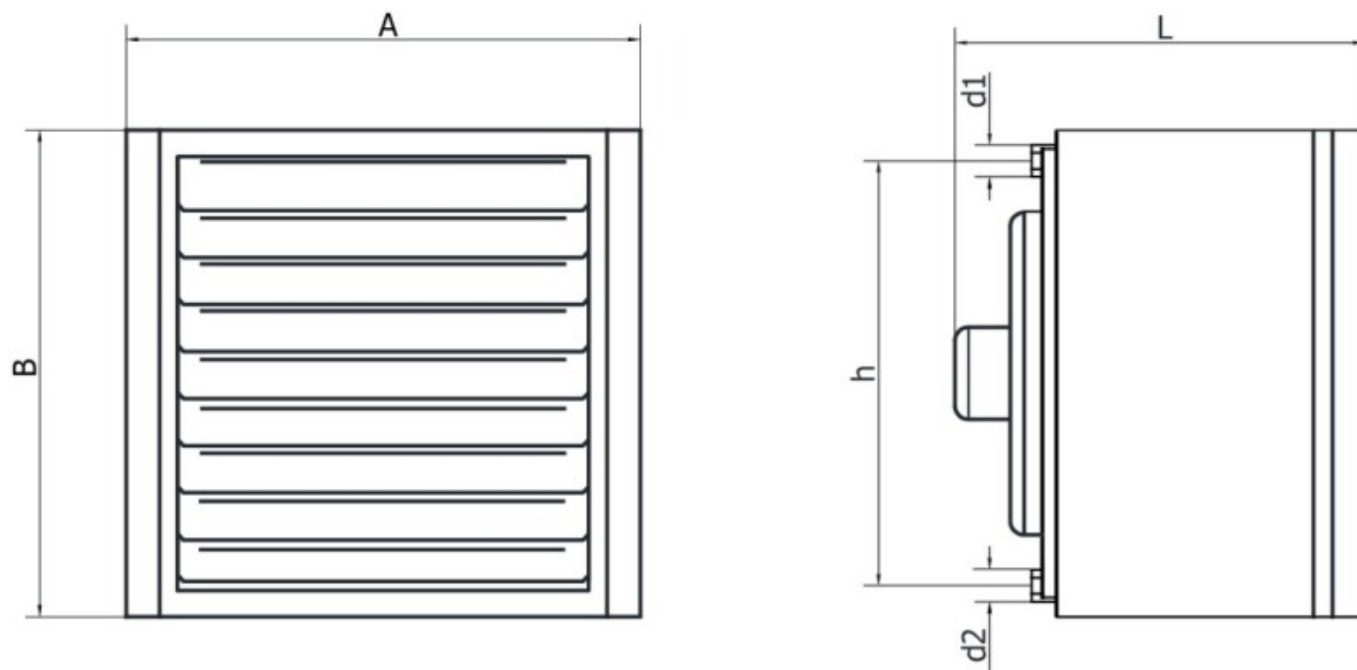
Cooling capacities are given at 50% relative humidity.

*Recommended airflow when the unit is used for cooling.

Noise level [dB(A)]	
Noise level — sound pressure level taking into account the sound absorption in the room A=100m² and directivity factor Q=2 at a distance of 5 m	62
Unit weight	
Weight [kg]	47

UVERS W-2-II-EC

DIMENSIONS



Dimensions					
A[mm]	B[mm]	h[mm]	L[mm]	d1	d2
677	686	620	423	3/4'	3/4'

EC fan parameters	
Supply voltage [V]	230
Motor power [W]	332
Current [A]	2,16
Speed [min-1]	1300
IP	54
Operating temperature	70°C

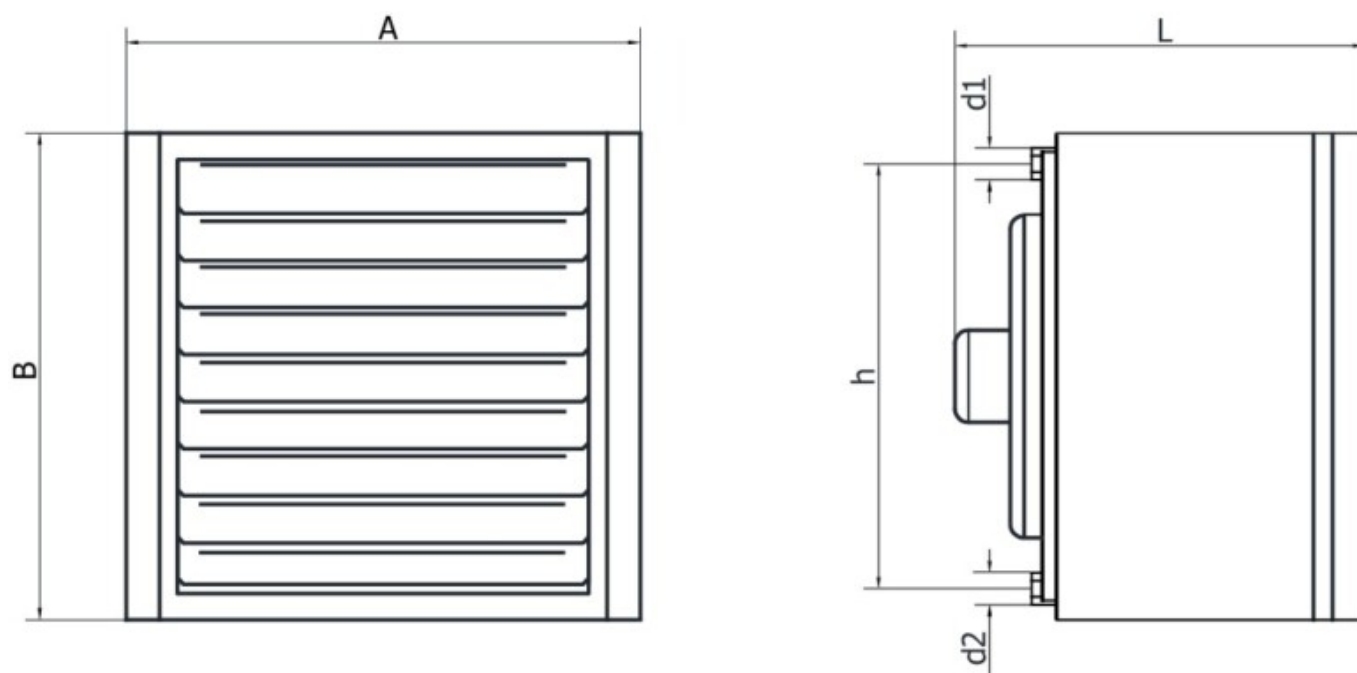
Heating capacity	
Number of coil rows	II
Air flow [m³/h]	5800
Heating capacity [kW], air outlet temperature [°C] and resistance of water flow [kPa]	

Water temp. [°C]	Air inlet temperature [°C]	kW	°C	kPa
90/70	5	60,2	35	23,8
	10	55,2	37	20,2
	16	49,4	41	16,2
	20	45,5	45	13,6
80/60	5	50,8	30	16,9
	10	46,2	33	13,9
	16	40,4	36	10,7
	20	36,7	39	8,8
70/50	5	41,6	25	11,4
	10	38,4	28	9,0
	16	31,6	32	6,5
	20	28,5	34	5,2
60/40	5	32,7	21	7,0
	10	28,2	24	4,6
	16	23,1	27	3,5
	20	19,6	30	2,5
50/30	5	24,1	17	3,8
	10	19,8	19	2,6
	16	14,8	23	1,4
	20	11,5	26	1,0
40/30	5	23,0	16	14,0
	10	18,5	19	9,0
	16	13,2	22	4,6
	20	9,8	25	2,5

Noise level [dB(A)]	
Noise level — sound pressure level taking into account the sound absorption in the room A=100m2 and directivity factor Q=2 at a distance of 5 m	64
Unit weight	
Weight [kg]	46

UVERS W-2-III-EC

DIMENSIONS



Dimensions					
A[mm]	B[mm]	h[mm]	L[mm]	d1	d2
677	686	620	423	1'	1'

EC fan parameters	
Supply voltage [V]	230
Motor power [W]	332
Current [A]	2,16
Speed [min-1]	1300
IP	54
Operating temperature	70°C

Heating capacity	
Number of coil rows	III
Air flow [m³/h]	5450
Heating capacity [kW], air outlet temperature [°C] and resistance of water flow [kPa]	

Water temp. [°C]	Air inlet temperature [°C]	kW	°C	kPa
90/70	5	77,2	45	22,9
	10	70,9	47	19,3
	16	63,5	50	15,5
	20	58,4	52	13,2
80/60	5	65,5	39	16,5
	10	59,4	41	13,5
	16	52,2	44	10,5
	20	47,5	46	8,6
70/50	5	54,1	33	11,2
	10	48,2	35	8,9
	16	41,2	38	6,5
	20	36,4	40	5,2
60/40	5	42,8	27	7,1
	10	37,1	29	5,3
	16	30,3	32	3,6
	20	25,9	34	2,6
50/30	5	31,8	21	3,9
	10	26,2	24	2,7
	16	19,8	26	1,5
	20	15,7	29	1,0
40/30	5	29,9	20	13,7
	10	24,1	23	8,9
	16	17,3	25	4,6
	20	13,0	27	2,6

Cooling capacity									
Number of coil rows		III							
Air flow [m³/h]		5450				3200*			
Cooling capacity [kW] , air outlet temperature [°C], water flow [m³/h] and resistance of water flow [kPa]									
Water temp. [°C]	Air inlet temperature [°C]	kW	°C	[m³/h]	kPa	kW	°C	[m³/h]	kPa
7/12	28	17,3	21	3,0	21,9	13,3	19	2,3	13,8
	25	14,0	18	2,4	15,1	10,1	17	1,7	8,5
	22	10,6	16	1,8	9,3	7,7	15	1,3	5,2

12/16	28	13,2	21	2,8	19,6	9,5	20	2,0	11,0
	25	9,9	20	2,1	11,7	7,1	19	1,5	6,6
	22	6,4	19	1,4	5,5	4,6	18	1,0	3,1

Cooling capacities are given at 50% relative humidity.

*Recommended airflow when the unit is used for cooling.

Noise level [dB(A)]	
Noise level — sound pressure level taking into account the sound absorption in the room A=100m² and directivity factor Q=2 at a distance of 5 m	64
Unit weight	
Weight [kg]	52